



# Dummy News and Views

*the Newsletter of the United States Stamp Society - Dummy Stamps Study Group*

*Issue Number 33*

*Fall 2013*



## Welcome to the Dummy Stamps Study Group's Thirty-third Newsletter

This newsletter is produced quarterly by the United States Stamp Society's - Dummy Stamps Study Group for your information and pleasure. We hope that the information included in this newsletter will be informative, useful and encourage your enjoyment of collecting dummy/test stamps. Our goal is to keep you up-to-date with the latest information available to our group. Questions, comments and articles proposed for publication should be directed to Terry R. Scott, Chairman of the Dummy Stamps Study Group at [trs@napanet.net](mailto:trs@napanet.net)

## Showing Some Unusual Scott #TD109 Green "FOR TESTING PURPOSES ONLY" Varieties

by Terry R. Scott & Michael O. Perry

The green Scott #TD109 type test stamp is listed in the Scott Catalogue in several different formats i.e.: paper, gum and tagging types as well as perforated and imperforate. We will illustrate some of the listed types as well as some unusual EFO types on the following pages.

The Scott #TD109 green FTPO test coil was printed on the Cottrell Press by the BEP using a pair of 432-subject plates (each 24 x 18) and, therefore, contains the joint lines commonly found on coil stamps of that period. It has been confirmed that plates 36111 and 36112 were used to print the green untagged, dull gum (TD109b) FTPO stamps, while plates 27086, 27087, 36111 and 36112 are known on black FTPO coils (Scott TD107b). While it is probable that the green FTPO tagged shiny gum coils (TD109c) were printed from plates 36111 and 36112, they could have been printed from plates 27086 and 27087.

Plates 27086 & 27087 were first put to press on November 8, 1962. Scott #TD107, #TD107a, some #TD107b, and #TD108 were printed from those two plates. It is unknown when plate 36111 & 36112 first went to press, but they were certified in May of 1975. Since we know Scott #TD107b was printed from both sets of plates and that Scott #TD107c and #TD109b were printed from 36111 & 36112, it appears Scott #TD109c, #TD107d, #TD107e, #TD110 and #TD111 could have been printed from either set of plates, but most likely from just 36111 & 36112.

We do not know when plates 27086 & 27087 were cancelled, but since the Bureau of Engraving and Printing (BEP) didn't make the second set of 432-subject FTPO coil plates (36111 & 36112) until May of 1975, it seems likely they were made to replace the first set of plates (27086 & 27087).

The BEP shipped imperforate gummed rolls of the green FTPO coils to Germany for Goebel to use in evaluating and building a machine for the BEP that automated the coil production process. That machine was built to perforate, slit, rewind and process the stamps produced into coils of 100.

It is speculated that the green tagged FTPO stamps with shiny gum (Scott #TD109c, #TD109d and #TD109e) were printed prior to the untagged stamps with dull gum (Scott #TD109, #TD109a & #TD109b). The fact that the shiny gum coils were tagged and the dull gum coils were not almost proves they were printed at two totally different times.

*please turn to page 2 ➤*

### In this issue:

Showing Some Scott #TD109 Green FTPO Test Stamp Varieties	1
Recent Auctions of Interest	7
Proposed Future DSSG Project	11
Request for Articles	11

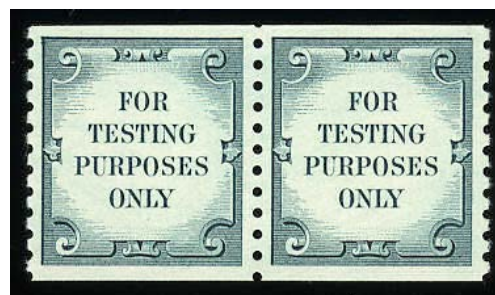
Typically when the BEP produced test coils, they used the same paper (and in a couple cases, the same ink) currently being used for regular postage stamp production.

One example is the Scott #TD110, orange FTPO printed on gray paper, shiny gum and tagged. It was printed in 1975. The Scott #1593, 11¢ Early American Printing Press issue was also printed in 1975 and used orange ink, gray paper, shiny gum and is tagged.

Scott #TD111, the brown untagged FTPO dull gum coil, was probably produced during the same time the BEP was printing untagged precanceled 13c Liberty Bell coils with dull gum - they both have the same brown ink.

It is likely that the BEP initially supplied Goebel with rolls of imperforate green tagged FTPO stamps printed on gray paper with shiny gum. These green test stamps were probably produced in 1977 or early 1978 during one of the BEP's regular press runs while they printed the 9¢ "Dome of Capitol" coil stamp (Scott #1616 and #1616a). Those 9¢ coils (Scott #1616 and #1616a), were first issued in March of 1976; they were tagged and printed with slate green ink on gray paper with shiny gum, just like the #TD109c, #TD109d, and #TD109e green FTPO coils. Later, after the initial supply of green FTPO coil stock had been used up, Goebel requested additional rolls. The BEP probably produced the second order during the time period they were printing precancelled 9¢ coil stamps (Scott #1616b); the BEP had originally used shiny gummed paper for their precancelled 9¢ coil stamps, but later switched to dull gum paper (while the exact date the BEP began printing precancelled 9¢ coils on dull gum paper is unknown, it appears it may have been in July of 1977 - certainly no later than May of 1978 when the postcard rate increased from 9-cents to 11-cents.). In both cases, the BEP did not tag the 9¢ precancelled stamps. Thus, it seems likely that the untagged dull gum green FTPO coils (Scott #TD109, #TD109a, and #TD109b) were made after the shiny gum variety had been produced.

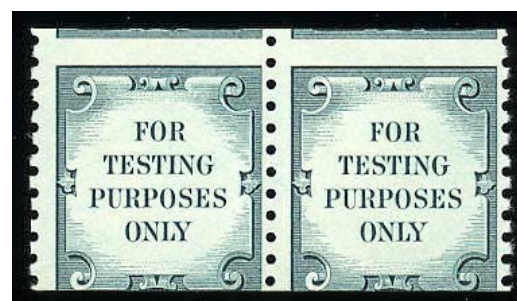
Long time stamp dealer Craig Selig of Ft. Wayne, Indiana agreed to let me use some of his illustrations for this article. We have found that he consistently has a nice stock of these elusive Scott #TD109 type test stamps.



The first item illustrated above is a pair of Scott #TD109 green FTPO, untagged, with dull gum. This is the most common of the #TD109 series green FTPO test stamps. It is listed, as are all #TD109 stamps, as a single, pair and joint line pair. Also listed under #TD109 is a block of 12 with joint line, imperf or unslit horizontally, with Plate #36111 and #36112 which is illustrated later.



The single illustrated above is a drastically misperforated Scott #TD109 green FTPO, untagged with dull gum.



Illustrated above is a mis-cut pair of Scott #TD109 that is slightly mis-slitted towards the top.

*please turn to page 3 ➤*





Shown above is a horizontal strip of 6 of Scott #TD109 with vertical plate joint line in the center.

The next listing in the Scott Catalogue for the #TD109 types is #TD109a. This is the imperforate version of the Scott #TD109 green FTPO, untagged, with dull gum. The example shown

below is a horizontal strip of 6 with vertical plate joint line in the center. This strip is slightly mis-slit towards the bottom.



Mirror image "R"




The next listing in the Scott Catalogue is #TD109b, a variety of #TD109 that was perforated vertically but not slit into coil strips. Shown on the following page is a wonderful top margin block of 32 of Scott #TD109b with vertical EE bars and a vertical plate joint line between the fifth and sixth vertical rows of stamps. Note what appears to be a short horizontal line at the top edge, to the left of the joint line. That line is actually part of a mirror image "R" that was put in the UR corner of plates used on the Cottrell press to help the pressmen mount the two plates correctly. Very few examples of the "R" have been found on stamps, and they are usually due to a fold over as can be seen on the pair of 1¢ Lincoln stamps (Scott #1113) produced in 1959 shown at left.

*please turn to page 4 ➤*



Mirror image "R" ↓

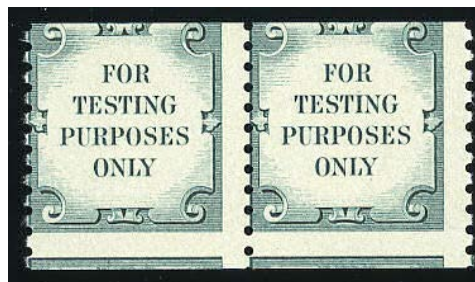


Shown above is a Scott #TD109b horizontal block of 12 (6 x 2) with EE Dashes and vertical joint line, imperforate (or unslit) horizontally, with Pl# 36111 and 36112.

*please turn to page 5 ➤*



The next entry in the Scott Catalogue for #TD109 is a listing for #TD109c. This variety is the green FTPO design with yellow-green tagging and with shiny gum. It is printed on a gray paper like used on the 9¢ Dome of Capitol coil issued in 1975. A pair is shown below.



A horizontal pair of Scott #TD109c, slightly mis-slit horizontally and a perforated bit off center, is shown above.

Be aware that the color difference you can see on these illustrations are not the color of the stamps being different but the different sources of the scans.



Shown above is a horizontal strip of 6 showing the joint line of Scott #TD109c.



Above is a horizontal strip of 4 showing a double perforated variety of Scott #TD109c. This strip of 4 is also mis-cut towards the top. Double perforated #TD109c's are very scarce and difficult to find. This is possibly the result of Goebel running part of a roll through the perforator twice. The double perfs occurred over a long section of the coil roll of 100.

For many years the Scott Specialized Catalogue has listed Scott #TD109d - imperforate tagged stamps with shiny gum and also Scott #TD109e - vertical tagged pairs with shiny gum and imperforated between. It is now believed that TD109d and TD109e may not exist; as far as we know, this was a carryover from the Krause / Minkus Stamp Catalogues. It would be greatly appreciated if any confirmation of the Scott #TD109d - imperforate tagged stamps with shiny gum and also Scott #TD109e - tagged vertical pairs with shiny gum and

imperforated between can be obtained. Please write to me at the e-mail address listed at the beginning of this newsletter.

We would like to thank Craig Selig for furnishing the wonderful scans of the different Scott #TD109 green FTPO test stamps used in this article.


I would also like to thank Michael Perry for all of his expertise regarding the different terminology and printing methods and for all his assistance with this article.

*please turn to page 6 ➤*





To the left and right are two spectacular pieces of TD109b that span the entire width of the printed web showing both the vertical EE Bars in the top margin and the horizontal EE Dashes in the bottom margin. These pieces also confirm the printing plate height of 18 rows of stamps.



*please turn to page 7 ➤*



# Recent Auctions of Interest to Dummy Stamp Collectors

by Terry R. Scott

On October 3, 2013 2013.10.03 Michael E. Aldrich held Sale #77 that contained the following test stamps. There is a 15% Buyer's Premium for this sale.




Lot 958 TD90, Strip of 4, unused, VF, Photo Cat. Val. \$90.00 Realized \$34.00



Lot 959 TD91, Strip of 4, NH, VF, Photo Cat. Val. \$100.00 Realized \$34.00



Lot 960 TD92, Pair, Never Hinged, Fine, Photo Cat. Val. \$80.00 Realized \$28.00




Lot 961 TD96, Line Pair, Never Hinged, Large Holes (Ed. These appear to me to be small holes), Photo Cat. Val. \$125.00 Realized \$30.00



Lot 962 TD109, Pair, Never Hinged, Sharp Color, fresh and Very Fine, Photo Cat. Val. \$180.00 Realized \$65.00



Lot 963 TD133A, Plate # strip of 5, #1111, Never Hinged, Extra Fine, Photo Cat. Val. \$300.00 Realized \$100.00



Lot 964 TDB61, Complete Booklet, Never Hinged, blank cover and blank panes of 10, Extra Fine, Photo Cat. Val \$150.00 Realized \$50.00




On October 9, 2013 Downeast Stamps held Auction #283 that contained the following test stamps. There is a 10% Buyer's Premium for this sale.

*please turn to page 8 ➤*



Lot 639 \*\* Test stamps, two blank coil singles, appear to be Mail-o-Meter, type I, unlisted in Scott, VF, NH Photo Est \$50.00 - \$100.00 Realized \$20.00




Lot 747 \*\* Albino, fully gummed margin single, no hint of any stamp impression that I can see...a test stamp?? Photo Est. \$30.00 - \$40.00 Not Sold

On October 23, 2013 Sam Houston Philatelics held Sale #3011 that contained the following test stamps. There is no buyer's premium for this sale.

Lot 226 \* TD95, Purple Test stamp, Coil Line Pair, Large Holes, F-VF OG No Photo Cat. \$20.00 Est. \$15.00 Realized \$20.00

Lot 227 \*\* TD107e, 1962-1988 Black Coil Test Stamps, Roll of 3,000 unopened, centering appears VF-XF, untagged, NH No Photo. Cat. \$1,750.00 Realized Not Sold

On November 14-16, 2013 H. R. Harmer, Inc. held Sale #3004 that contained the following test stamps. There is an 18% buyer's premium for this sale.





Lot 1578 \*\* / \* TEST STAMP SELECTION, of 14 pieces, incl; TDB3 mint dummy booklet with light toning on panes and slight soiling on back (Scott \$600) and Zeigle Electric Vendor's Dummy Coils set of 4 different colors in strips of 6, unusual and Very Fine. Photo. Est. \$300.00 - \$400.00 Realized \$500.00


On December 9-11, 2013 Schuyler Rumsey Philatelic Auctions held Sale #54 that contained the following test stamps. There is a 15% Buyer's Premium.


*please turn to page 9 ➤*







Lot 746 \*\*  **Test Stamp, 1954, carmine, imperf between**, block of eight with four vertical pairs with gutter between, vertical centerline between middle pairs, o.g., left block never hinged, right block lightly hinged, **Extremely Fine**. Scott No. **TD94A** (*Ed. Actually TD97b*) Photo Cat. \$1,300.00 Realized \$725.00




Lot 747 \*\*  **Test Stamp, 1954, carmine, imperf between**, block of four with two vertical pairs with gutter between, bottom sheet selvage, o.g., never hinged, **Extremely Fine**. Scott No. **TD94A** (*Ed. Actually TD97b*) Photo Cat. \$650.00 Realized \$325.00





Lot 748 \*\*  **Test Stamp, 1954, carmine, imperf between**, block of four with two vertical pairs with gutter between, miss-perforated, o.g., never hinged, **Extremely Fine**. Scott No. **TD94A** (*Ed. Actually TD97b*) Photo Cat. \$650.00 Not sold.

Lot 749 \*\*  **Test Stamp, 1954, carmine, imperf,**



block of four, vertical centerline, post office fresh never hinged o.g., **Extremely Fine**. Scott No. **TD94A** (*Ed. Actually TD97a*) Photo Cat. \$650.00 Realized \$425.00




Lot 750 \*\*  **Test Stamp, 1954, purple, imperf, joint line pair strip of six**, o.g., never hinged, some gum skips, **F.-V.F.** Scott No. **TD95a** Photo Cat. \$300.00 Realized \$525.00



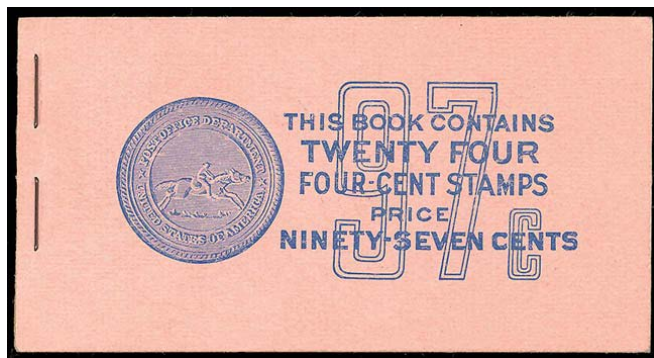
Lot 751 BK\*\* **Test Stamp, 1940, 37¢ violet on buff**, complete unexploded booklet with two gummed panes of purple squares, perf. 10.5x11, and two interleaves, **Very Fine and rare unexploded booklet**. Scott No. **TDB3** Photo Cat. \$600.00 Realized \$160.00

*please turn to page 10 ➤*





Lot 752 BK\*\* Test Stamp, 1940, purple, booklet pane of six, perf. 10.5x11, o.g., never hinged, **Very Fine**. Scott No. TDB3a Photo Cat. \$250.00 Realized



\$250.00

Lot 753 BK\*\* Test Stamp, 1959, 97¢ blue on pink, complete unexploded booklet with four gummed and perforated blank panes, glassine interleaving, **Very Fine and scarce**. Scott No. TDB3 (Ed. Actually TDB5) Photo Cat. \$175.00 Realized \$70.00



Lot 754 BK\*\* Test Stamp, 1967-68, \$2 brown, two complete unexploded booklets with five miscut black test panes of eight, one booklet showing felt pen markings along the top and bottom edges placed by technicians for machine adjustments, **Very Fine and scarce pair**. (Ed. note: Only 1 booklet was illustrated) Scott No. TDB13 Photo Cat. \$400.00 Realized \$200.00



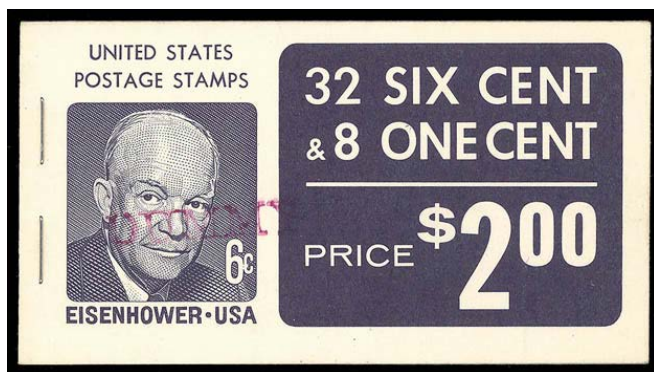
Lot 755 BK\*\* Test Stamp, 1960s, \$1 red, purple 29½x4½ "Dummy" handstamp, complete unexploded booklet with two black test panes of eight, **Very Fine**. Scott No. TDB17 Photo Cat. \$300.00 Realized \$150.00



Lot 756 BK\*\* Test Stamp, 1960s, \$1 red, purple 34½x6½ "Dummy" handstamp, complete unexploded booklet with two black test panes of eight, **Very Fine**. Scott No. TDB17a (Ed. Actually TDB17b) Photo Cat. \$300.00 Realized \$75.00

*please turn to page 11 ➤*





Lot 757 BK\*\* Test Stamp, 1970-71, \$2 blue, violet 29½x4½ "Dummy" handstamp, complete unexploded booklet with five black test panes of eight, **Very Fine**. Scott No. TDB18 Photo Cat. \$400.00 Realized \$200.00



Lot 758 BK\*\* Test Stamp, 1970-71, \$2 blue, violet 34½x6½ "Dummy" handstamp, complete unexploded booklet with five black test panes of eight, **Very Fine**. Scott No. TDB18a (Ed. Actually TDB18b) Photo Cat. \$400.00 Realized \$325.00

.....

## Proposed Future DSSG Project

### Updating Research Paper Number 3 - Dummy Stamp Booklets

Work is progressing, very much still at a snail's pace, on updating Research Paper Number 3 - Dummy Stamp Booklets. The last update by Earl McAfee, Dummy Booklets Study Group Chairman, was in 1998. Since then there have been many new discoveries. Many of them have been written up in articles in *The United States Specialist*. Now the time has come to document and illustrate them in a new updated version of Research Paper Number 3. I am in charge of this update project and knowing that it will

take quite a bit of time to complete, have no estimated completion date in mind. I will be asking all of you to join me in this project as I am not able to do it all, nor would you want me to do it all. It is a DSSG project and all members should have a chance to provide their input. Several illustrations are needed and a listing of these will be sent to you when I compile it. Scans at 300 dpi are necessary for clarity. It is anticipated that this publication will be in color. It has not yet been determined if it will be available on CD. □

## Requests for Articles for *The United States Specialist*

by Terry R. Scott

Leonard Piskiewicz, Editor of *The United States Specialist*, is always looking for articles of interest for inclusion in our society's monthly publication. The type of articles Len needs most are the shorter ones, one or two-page articles. If you are considering writing an article for *The United States Specialist*, please contact him for instructions. If the article is regarding dummy stamps, I would appreciate knowing

about it also. Many members of the DSSG have written articles on dummy stamps and other stamps for this publication. It is rewarding and other USSS members benefit greatly from the information that is published in *The United States Specialist*.

Leonard can be reached by e-mail at: [lenp@pacbell.net](mailto:lenp@pacbell.net) □

This issue and all past issues of the Dummy Stamps Study Group Newsletter - Dummy News and Views may be found at:

<http://www.usstamps.org/dssg.html>