



# Dummy News and Views

the Newsletter of the United States Stamp Society - Dummy Stamps Study Group

Issue Number 50

Winter 2017 - 2018



## Welcome to the Dummy Stamps Study Group's Fiftieth Newsletter

This newsletter is produced quarterly by the United States Stamp Society's - Dummy Stamps Study Group for your information and pleasure. We hope that the information included in this newsletter will be informative, useful and encourage your enjoyment of collecting dummy/test stamps. Our goal is to keep you up-to-date with the latest information available to our group. Questions, comments and articles proposed for publication should be directed to Terry R. Scott, Chairman of the United States Stamp Society's Dummy Stamps Study Group at [terryrscott@comcast.net](mailto:terryrscott@comcast.net)

## Defacement Lines on Scott TD107b "For Testing Purposes Only" Coils

by Terry R. Scott & Michael O. Perry

Ever since the black Scott TD107b "For Testing Purposes Only" (FTPO) coils with the different color defacement lines were discovered, there have been numerous discussions, and lots of speculation, about why and where these came from. There is little information on this fascinating subject and it is still somewhat a mystery of who actually applied the different colors and patterns of defacement lines. The Bureau of Engraving and Printing has disavowed any part in applying the defacement lines to the FTPO coil rolls they produced. While we do not have the answers to these questions, we can illustrate examples of FTPO coils with different varieties of defacement lines.

While these interesting varieties of the Scott TD107b FTPO coils do not warrant a separate listing in the *Scott Specialized Catalogue of United States Stamps & Covers*, there is a footnote following the different TD107 listings that mentions several different colors of defacement lines are known, and the footnote also cautions collectors that there are forgeries of these. In this article we will illustrate known colors and patterns as well as illustrate the forgeries that we are aware of.

One of the early pioneers of these fascinating items was stamp dealer Alfred "Tag" Boerger. He

was one of the first, if not the first, to recognize tagging on United States postage stamps and was also very well interested in the different FTPO coil stamps. This may be due to the fact that the first FTPO stamps (TD107) had no tagging, while the subsequent TD107a-e coils were tagged.

In an attempt to illustrate what we can with the different colors of defacement lines and the different "patterns" of line width, spacing between printed lines and the number of lines, it is anticipated that it will more than likely take a couple issues of this publication.

For many years I have tried to establish a way of keeping track of these different colors and types using a system of numbering that I developed that consists of the following nomenclatures.

### In this issue:

Defacement Lines on Scott TD107b For Testing Purposes Only Coils	1
Recent Auctions of Interest	8
Request For Articles For The United States Specialist	12
Proposed Future DSSG Projects	12

*please turn to page 2 ➤*

The first example we will use is for **TD107b-BLK-1a**. The "**TD107b**" is the Scott catalogue number; the "**BLK**" is a three letter description of the color, in this example "**BLK**" is black. The "**1**" at the end is the number of defacement lines printed across the stamp(s) and the added "**a**" is to note that this is the first variety of a single black defacement line. Subsequent varieties with a single black defacement line will have increasing letters at the end of the identification number.

Another example would be: **TD107b-ORA-2b**. Again the "**TD107b**" is the Scott catalogue number; the "**ORA**" is a three letter description of the color, in this example "**ORA**" is orange. The "**2**" at the end is the number of defacement lines printed across the stamp(s) and the added "**b**" is a variation of the **TD107b-ORA-2**. In this case, **TD107b-ORA-2b** has dull tagging whereas **TD107b-ORA-2a** is identical except it has bright tagging.

In this article we will illustrate numerous Scott TD107b FTPO coils with defacement lines printed in the following colors. **BLK**=black; **BLU**=blue; **BRN**=brown; **ORA**=orange; **PNK**=pink; **RED**=red; **VIO**=violet. There more than likely will be other colors that we will illustrate and hopefully you get the picture of what to expect by understanding how these examples are numbered.

The most common FTPO coils with defacement markings have black (or gray) lines. That said, some examples with different numbers of lines, with different combinations of line widths and spacings, are quite difficult to find.

We will not attempt to assign values to any of the examples shown here. Your efforts to find some of the different colors with different number of lines, width of lines and spacing of lines will dictate how scarce you think they are.

The following images are enlarged in an attempt to show minor differences in the dimensions given. In order to see the differences more readily, we have illustrated each example at the same vertical size. It is my experience that within a longer strip of the Scott TD107b FTPO coil with defacement lines, there is sometimes a differing width of the printed lines and, therefore, a differing space between the printed lines, in the case of two or more lines. This is normal because of the way the lines were applied. With this in mind, remember that the measurements given in this newsletter are "approximate" and slight differences will be noted from stamp to stamp.

Attempts to find out who and where the different defacement lines were applied have yielded no answers. It would be greatly appreciated if you contact me at the email address listed on the first page if you have any information regarding this. Data Link Corporation is believed to have applied red and violet defacement lines to some FTPO coils. This appears to be the case since there is a "DL" printed between the three printed lines on some FTPO stamps. At the time, Data Link Corporation made hand held postage stamp dispensers that were sold at post office counters and they may have been directed to deface the Scott TD107b FTPO coils that were used to demonstrate the stamp dispensers so there was no doubt they were not to be used for postage.

So, let's get started and look at some examples of the Scott TD107b FTPO coils with defacement lines.

First we will illustrate some of the different Scott TD107b FTPO coils with black (or gray) defacement lines. We will put the identification number under the illustrations as well as any notes that help identify each particular item, such as color of lines, number of lines, width of lines and spacing of lines.



**TD107b-BLK-1a**  
One 2-1/4 mm black line.

*please turn to page 3 ➤*





#### TD107b-BLK-2a

Two 1 mm black lines with a 1 mm space in between. The two lines are centered on the word 'PURPOSES'.



#### TD107b-BLK-2b

Two 1 mm black lines with a 1 mm space in between. The lines are located higher than on TD107b-BLK-2a.



#### TD107b-BLK-2c

Two 2-1/2 mm black lines with a 3 to 4 mm space in between (the top 'wiggly' line was probably supposed to be the same width as the bottom line, but it appears the rubber wheel had deteriorated).



#### TD107b-BLK-2d


Two black lines; top line is 3 mm and bottom line varies from 1 to 1-1/2 mm, with a 2-1/2 mm space in between.

*please turn to page 4 ►*



### TD107b-BLK-3a

Three black lines; top and middle lines vary from 3/4 to 1-1/2 mm and bottom line varies from 1/4 to 3/4 mm. There is a 3 mm space between the top two lines and a 1-1/2 mm space between bottom two lines.



### TD107b-BLK-3b

Three black lines all 3 mm and, with 4 mm spaces in between the lines.



### TD107b-BLK-3b-1

Three black lines all 3 mm and, with 4 mm spaces in between the lines but under inked and very poorly printed.

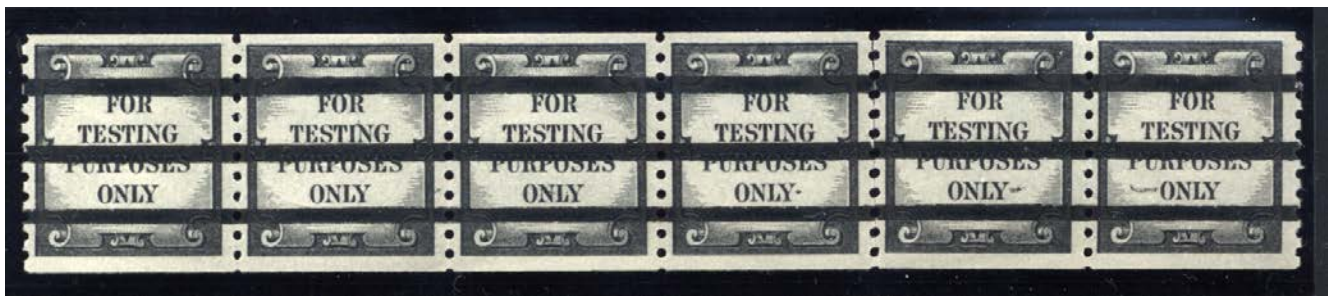


### TD107b-BLK-3c

Three black lines; top line is 3/4 mm, the middle line is 1 mm, and bottom line varies from 1 to 1-1/2 mm. There is a 1-1/4 mm space between the top two lines and a 2-1/2 mm space between bottom two lines.

*please turn to page 5 ➤*



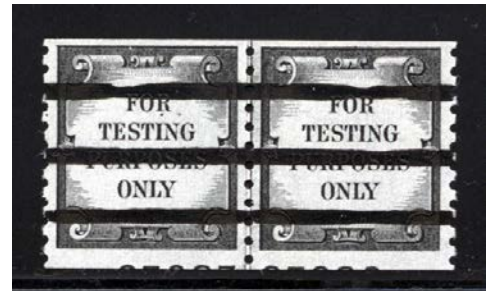


### TD107b-BLK-3d

Three black lines, each 2 mm wide with 5 mm spaces in between.

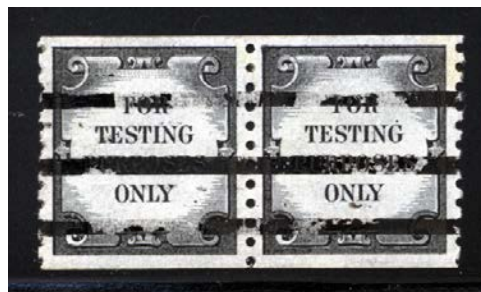


Partial plate numbers 27086 / 27087



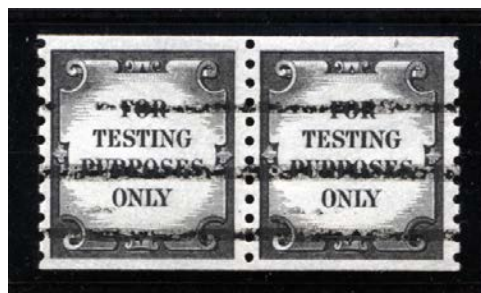
Partial plate numbers 27087 / 27086

On the two **TD107b-BLK-3d** joint line pairs shown above, there are portions of the plate numbers 27086 and 27087 showing at the bottom. The Scott TD107b FTPO coils were printed from pairs of 432-subject plates, each of which was 18-subjects in height and 24-subjects wide. Therefore, if there is a slight bit of mis-slitting of the coils strips, it is possible to see portions of the plate numbers at the bottom of the bottom row of stamps printed from the plate. Since there were two plates curved around the printing cylinder, the plate numbers alternate where there is a joint line. One plate number appears on each side of the joint line.



### TD107b-BLK-3d-1

This is a sub-variety of **TD107b-BLK-3d** and differs only by the way the lines appear. On **TD107b-BLK-3d-1**, the defacement line ink didn't completely adhere to the tagging on the FTPO coils.



### TD107b-BLK-3d-2

This is a sub-variety of **TD107b-BLK-3d** and differs only by the way the lines appear. On **TD107b-BLK-3d-2**, the defacement lines are not solid as seen on **TD107b-BLK-3d**.

*please turn to page 6 ➤*




**TD107b-BLK-4a**

Four black lines; the first, third and fourth lines are 1 mm, the second is 1/2 mm but poorly printed. The space between each of the top three lines is 1-1/2 mm and between the third and fourth the space is 4 mm.



**TD107b-BLK-4b**

Four black lines; top and bottom lines vary in width from 3/4 to 1 mm and the two center lines are 1 mm. There is a 1 mm space between the top two lines and the bottom two lines and a 2-1/2 mm space between the second and third line.



**TD107b-BLK-5a**

Five black lines. The first, third and fifth lines are 1 mm and the second and fourth 1/4 mm. The space between all the lines is 2 mm.



**TD107b-BLK-5b**

Five black lines. The second, fourth and fifth lines are 1 mm. The first and third line widths are 1/4 mm to 1/2 mm, and the space between the fourth and fifth lines is 4-1/2 mm.


*please turn to page 7 ►*






#### **TD107b-BLK-5c**

Five black lines. The first line is 1/2 mm and the other four are 1 mm. The space between the top, second and third lines is 1-1/2 mm, space between the third and fourth is 1 mm and between the fourth and fifth the space is 1-1/2 mm.



#### **TD107b-BLK-6a**

Six black lines. The first, third and fifth are 2 mm, the second, fourth and sixth are 1-1/2 mm, the spaces between each line is 1-1/2 mm.



#### **TD107b-BLK-6b**

Six black lines. The first, third and fifth lines are poorly printed with gaps and they are all 1/2 mm wide, the second, fourth and sixth lines are 1 mm wide. the space between each of the lines is approximately 2 mm.



#### **TD107b-BLK-7a**

Seven black lines. The top, third, fifth and seventh lines are 3/4 mm wide and poorly printed with gaps in the lines, the second, fourth and sixth lines are 2 mm wide. The space between each set of lines is approximately 1-3/4 mm.

*please turn to page 8 ➤*

This wraps up the article on the Scott TD107b FTPO coils with the black color defacement lines. The next edition of the Dummy Stamps Study Group newsletter will continue with other color defacement lines.

Please send illustrations of any different black defacement lines so we may add them to the growing list, and if you have any comments or suggestions, please do not hesitate to contact us at the email address at the top of the first page of this newsletter. ☐

## Recent Auctions of Interest to Dummy Stamp Collectors

by Terry R. Scott

On January 12-13, 2018 Dutch Country Auctions / The Stamp Center held Sale #314 that contained the following test stamps. There is a 15% Buyer's Premium for this sale.

Lot 426 \*\* TD84A VF (10) full panes (100) blank Test Stamps, minor fault in selvage only due to production. No photo Estimate \$400.00 - \$500.00 Realized \$450.00

On January 14, 2018 Michael Rogers Online, a Division of Daniel F. Kellerher Auctions, LLC held Sale #5016 that contained the following test stamps. There is a 20% Buyer's Premium for this sale.



Lot 7165 ° TD107 Test Stamp, 1962, B.E.P. "For Testing Purposes Only", black, untagged, shiny gum (Scott TD107), 20 Line pairs, F-V.F. Photos Ex. Scott \$400.00 Suggested Bid \$150.00 Realization unknown.

On January 22, 2018 Paradise Valley Stamp Company held Sale #H112 that contained the following test stamps. There is no Buyer's Premium for this sale.

Lot 6018 TD79, 1930s, ELECTRIC VENDORS



(ZEIGLE), INC. BLANK WHITE RESP. BLUE COIL PAIRS NH, #TD79, mint never hinged, very fine, Photo. Cat. \$60.00 Not sold.

On January 28, 2018 Michael Rogers Online, a Division of Daniel F. Kelleher Auctions, LLC held Sale #5017 that contained the following test stamps. There is a 20% Buyer's Premium for this sale.



Lot 5100 1058. 1958, 4¢ Lincoln coil, dry printing, large perf holes & test coil (Scott 1058), tied by 1960 New York NY slogan cancel on cover addressed to Sarasota FL, Fine to Very Fine. Photo. Estimate \$60.00 - \$80.00 Realized \$144.00.

*please turn to page 9 ➤*



On January 30-31, 2018 Sparks Auctions held Sale #26 that contained the following test stamps. There is a 15% Buyer's Premium for this sale.



Lot 858 \*\* TD136 **1997 Self Adhesive Coil Test Stamp, Serpentine Perforated 9½**, in a complete roll of 5,000 stamps (**Ed. note: This roll contains 3,000 stamps**), fresh and very fine. Catalogue value does not include possible added value for the "white line on left or right of center stamp" variety (unchecked by us). Photo. Catalog \$3,250.00 Realized \$140.00 Cdn



Lot 859 \*\* TDB41 **1980s Dummy Test Booklet** with Daffodil Cover. Complete booklet containing 4 panes of 10 small size blank test "stamps". Back cover in black, red, yellow and blue showing various printers test and registration markings. The inside of the back cover contains the write up for American Garden stamps. Very scarce booklet, mint never hinged very fine. Photo. Catalog \$900.00 Realized \$85.00 Cdn



Lot 860 \*\* TDB43b **1980s Dummy Test Booklet** with large Daffodil Cover. Complete booklet containing 2 panes of 10 large rectangular size blank test "stamps". Back cover in black, red, yellow and blue showing various printers test and registration markings. The inside of the back cover contains the write up for American Garden stamps. Scarce booklet, mint never hinged very fine. Reduced photo. Catalog \$400.00 Realized \$30.00 Cdn



Lot 861 \*\* TDB44 **1980s Dummy Test Booklet** with small Daffodil Cover. Complete booklet containing 1 pane of 8 small size blank test "stamps". Back cover in black, red, yellow and blue showing various printers test and registration markings. The inside of the back cover contains the write up for American Garden stamps. Scarce booklet, mint never hinged very fine. Photo. Catalog \$400.00 Realized \$30.00 Cdn



Lot 862 \*\* TDB45 **1980s Dummy Test Booklet** with medium sized Daffodil Cover. Complete booklet containing 3 panes of 20 small size blank test "stamps" (**Ed. note: This booklet contains 2 panes of 20 stamps**). Back cover in black, red, yellow and blue showing various printers test and registration markings. The inside of the back cover contains the write up for American Garden stamps. A block of 4 stamps have separated from their pane, else never hinged and fine. Photo. Catalog \$500.00 Realized \$40.00 Cdn




*please turn to page 10 ➤*

On February 24, 2018 Modern Stamps, Inc. held Sale #463 that contained the following test stamps. There is no Buyer's Premium for this sale.



Lot 73 \*\* TD107d **TD107d** Test Coil Stamps, Tagged, Dull Gum, Circa 1970, Comp. Roll of 500 (Minus Strip of 4 Removed from Center for Identification), MNH, OG, F-VF Photo Ex. Est. \$100.00 Realized \$34.00



Lot 74 \*\* Test Booklets, #TDB32 (x 20), 1985 Issue, Each Bklt. with Unprinted Pane of 5 (Dull Gum), VF Cond. Photo. Est. \$100.00 Realized \$40.00

On March 2 & 3, 2018 Raritan Stamps, Inc. held Sale #77 that contained the following test stamps. There is a 15% Buyer's Premium for this sale.



Lot 1056 \*\* TD107c and TD109b 1962-80, "For Testing Purposes Only", black on gray paper, imperforated horizontal pair of coil stamps; and green on white paper, top sheet margin vertical strip of three, imperforated horizontally, full OG, NH, VF, Photo. Cat. \$450.00++ Realized \$150.00

On March 7, 2018 Downeast Stamps held Sale #312 that contained the following test stamps. There is a 12% Buyer's Premium for this sale.



Lot 618 \* TD95, purple test coil, misperforated, Photo. Estimate \$15.00 Realized \$19.00


On March 19, 2018 Michael E. Aldrich Auctions held Sale #93 that contained the following test stamps. There is a 15% Buyer's Premium for this sale.



Lot 2135 TD90, Strip of 4, VF Photo. Cat. \$90.00 Realization unknown.

*please turn to page 11 ➤*






Lot 2136 TD95a, Pair, Imperforate, XLH, Sharp color, Fresh and VF, Photo. Cat. \$150.00 Realization unknown.



Lot 2137 TD109, Pair, NH, Sharp color, Fresh and VF, Photo. Cat. \$180.00 Realization unknown.

On March 21, 2018 Vance Auctions Ltd. held Sale #329 that contained the following test stamps. There is no Buyer's Premium for this sale.




Lot 4432 \* TDB61, Blank self-adhesive TEST PANE of 10 in complete booklet with blank cover. VF. Scarce. Photo. Cat 150.00 Realization unknown.

Lot 4434 \* TDB92a, Self adhesive TEST BOOKLET pane of 18. VF, NH, Photo. Cat. \$250.00 Realization unknown.

*Please see the illustration of Lot #4434 in the right column on this page*



Lot 4434 \* TDB92a



### Encyclopedia of United States Stamps and Stamp Collecting Second Edition

Edited by Rodney A. Juell, Lynn R. Batdorf and Steven J. Rod

From Postmasters' Provisionals through the 21st Century, "back-of-the-book," stamp production and moving the mails

Hardbound, 769 pages.  
Postpaid: \$35 members,  
\$40 nonmembers.

Order from: USSS, P.O. Box 6634, Katy, TX 77491-6634

*please turn to page 12 ➤*

# Requests for Articles for The United States Specialist

Leonard Piskiewicz, Editor of *The United States Specialist*, is always looking for articles of interest for inclusion in our society's monthly publication. The type of articles Len needs most are the shorter ones, one or two-page articles. If you are considering writing an article for *The United States Specialist*, please contact him for instructions. If the article is regarding dummy stamps, I would appreciate knowing

about it also. Many members of the DSSG have written articles on dummy stamps and other stamps for this publication. It is rewarding and other USSS members benefit greatly from the information that is published in *The United States Specialist*.

Leonard can be reached by e-mail at: [lenp@pacbell.net](mailto:lenp@pacbell.net) ☐



## Proposed Future DSSG Projects

### Updating Research Paper Number 3 - Dummy Stamp Booklets

Work is progressing, very much still at a snail's pace, on updating *Research Paper Number 3 - Dummy Stamp Booklets*. The last update by Earl McAfee, Dummy Booklets Study Group Chairman, was in 1998. Since then there have been many new discoveries. Many of them have been written up in articles in *The United States Specialist*. Now the time has come to document and illustrate them in a new updated version of Research Paper Number 3. I am in charge of this update project and knowing that it will take quite a bit of time to complete, have no

estimated completion date in mind. I will be asking all of you to join me in this project as I am not able to do it all, nor would you want me to do it all. It is a DSSG project and all members should have a chance to provide their input. Several illustrations are needed and a listing of these will be sent to you when I compile it. Scans at 300 dpi are necessary for clarity. It is anticipated that this publication will be in color. It has not yet been determined if it will be available on CD. ☐

## The Other Projects

There are several other projects currently being worked on by various members of the DSSG. They are as follows:

- Compiling a complete and comprehensive list of dummy test stamp roll sizes, box and roll labels. There are many different styles of labels sometimes found on the same test stamps. This is especially true of Bureau of Engraving and Printing products
- Compiling a complete and comprehensive record of auction appearances and prices realized for test stamps
- Compiling a complete and comprehensive listing of references for test stamps
- Compiling a complete and comprehensive list of plate numbers printed on test stamps and the frequency in which they appear and the frequency of joint lines on test coils when they appear. ☐

---

This issue and all past issues of the Dummy Stamps Study Group Newsletter - Dummy News and Views may be found at:

<http://www.usstamps.org/dssg.html>