



# Dummy News and Views

the Newsletter of the United States Stamp Society - Dummy Stamps Study Group

Issue Number 52

Summer 2018



## Welcome to the Dummy Stamps Study Group's Fifty-second Newsletter

This newsletter is produced quarterly by the United States Stamp Society's - Dummy Stamps Study Group for your information and pleasure. We hope that the information included in this newsletter will be informative, useful and encourage your enjoyment of collecting dummy/test stamps. Our goal is to keep you up-to-date with the latest information available to our group. Questions, comments and articles proposed for publication should be directed to Terry R. Scott, Chairman of the United States Stamp Society's Dummy Stamps Study Group at [terryrscott@comcast.net](mailto:terryrscott@comcast.net)

## Defacement Lines on Scott TD107b For Testing Purposes Only Coils Part 3 - Final

by Terry R. Scott & Michael O. Perry

We started this series of articles on the Scott TD107b For Testing Purposes Only (FTPO) coils with different color defacement lines in the Winter 2017-2018 issue of the *Dummy News and Views*. In that issue we covered TD107b FTPO coils with black defacement lines.

In the Spring 2018 issue of *Dummy News and Views*, we covered FTPO coils with blue, orange and red defacement lines.

We will now cover the FTPO coils with brown and violet defacement lines, and will show some known fakes.

Let us recap our method of numbering the TD107b FTPO coils with color defacement lines. Using the following as an example, this is the base description of any particular TD107b FTPO coil with defacement lines.

The first example we described was for **TD107b-BLK-1a**. The "TD107b" is the Scott catalogue number; the "BLK" is a three letter description of the color, in this example "BLK" is black. The "1" at the end is the number of defacement lines printed across the stamp(s). The added "a" is to note that this is the first example with a single black defacement line. Subsequent examples with a single black defacement line will have increasing letters at the end of the identification number.

Another example would be: **TD107b-ORA-2a**. As before, the "TD107b" is the Scott catalogue number; the "ORA" is a three letter description of the color orange. The "2" signifies the number of defacement lines, and the letter "a" was added at the end to show this coil has bright tagging. **TD107b-ORA-2b** has identical defacement lines, but the stamps have dull tagging.

In this series of three articles we will have illustrated numerous Scott TD107b FTPO coils with defacement lines printed in the following colors: **BLK**=black; **BLU**=blue; **BRN**=brown; **ORA**=orange; **PNK**=pink; **RED**=red; and **VIO**=violet. Please contact us if you have coils with defacement lines we didn't illustrate - different line widths, spacings, colors, etc.

### In this issue:

Defacement Lines on Scott TD107b For Testing Purposes Only Coils Part 3	1
Recent Auctions of Interest	10
Request For Articles For The United States Specialist	14
Proposed Future DSSG Projects	14

*please turn to page 2 ➤*

There is, and probably always will be, disagreement on the description of some of the colors shown. A common one is TD107b FTPO defacement line coils with black lines. Black lines are sometimes called gray lines and others call them graphite color lines. It is a fine detail that just depends on how you interpret certain colors. We wanted to stay away from Fifty Shades of Gray

As said previously, we will not attempt to assign values to any of the examples shown here. Your own efforts to find some of the different colors with different number of lines, width of lines and spacing of lines will define how scarce you think they are.

The following images are enlarged in an attempt to show minor differences in the dimensions given. In order to see the differences more readily, we have illustrated each example at the same vertical size. It is our experience that within a longer strip of the Scott TD107b FTPO coil with defacement lines, the width of the lines can vary and, therefore, the width of the spaces between lines can vary on stamps with two or more lines. This is normal because of the way the lines were applied. The measurements given in this newsletter are "approximate" and slight differences will be noted from stamp to stamp.

Attempts to find out who and where the different defacement lines were applied have yielded few answers. It would be greatly appreciated if you contact me at the email address listed on the first page if you have any information regarding this. Data-link Corporation is believed to have applied red and violet defacement lines to some FTPO coils. This appears to be the case since there is an inverted "DL" printed between the three printed lines on some FTPO stamps. At the time, Data-link Corporation made hand held postage stamp dispensers that were sold at post office counters and they may have been directed to deface the Scott TD107b FTPO coils that were used to demonstrate the stamp dispensers so there was no doubt they were not to be used for postage.

So, let's finish this 3-part series of articles by looking at examples of Scott TD107b FTPO coils with brown and with violet defacement lines.

Only one genuine example of a coil with brown defacement lines is known.



**TD107b-BRN-1a**

One 1-1/2mm brown line.

The rest of this article will focus on violet (sometimes referred to as purple) defacement lines. The violet lines are difficult to catalog since the lines are often irregular and/or so faint it is hard to see them. The first example we show (TD107b-VIO-1a) is a bit of a mystery since it may have both red and violet lines. Unfortunately, we were unable to examine the actual stamp.



**TD107b-VIO-1a**

One 15-18 mm violet band with three 1/2 mm lines

The owner of the above TD107b-VIO-1a described this stamp as having three dark red thin defacement lines as well as the 15-18 mm violet defacement line that is very visible. Two of the three red lines (which we believe are actually three violet lines) are covered with the wide violet band but one of the "red" lines shows above the violet and another can be seen just above the word "TESTING" but the third is not distinguishable in the image.

*please turn to page 3 ➤*



#### **TD107b-VIO-2a**

One 5 mm and one 4 mm violet line with a 1/2 mm space between lines.



#### **TD107b-VIO-2b**

Two 3 mm violet lines with a 2 mm space between lines.



#### **TD107b-VIO-2c**

One 1-1/2 mm violet line and one 3 mm irregular printed violet line with a 5-1/2 mm space between lines.



#### **TD107b-VIO-2d**

One 4 mm violet line and one 2 mm violet line with a 1-1/2 mm space between lines. Note at the top of the strip at the joint line there is a "scribed line" that occurs between the 9th and 10 horizontal lines of coils. The scribed line was used to align the two 432-subject rotary press plates when mounting them on the Cottrell printing press (each plate was 24 stamps lengthwise and 18 stamps across the web).

*please turn to page 4 ➤*





#### **TD107b-VIO-2e**

Two 1/2 mm violet lines with a 2-1/2 mm space between lines.



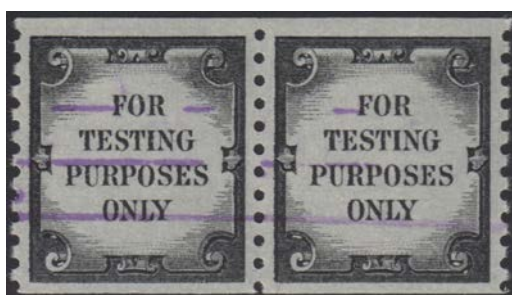
#### **TD107b-VIO-2f**

Two 3-3/4 mm violet lines with a 4-1/2 mm space between lines.



#### **TD107b-VIO-2g**

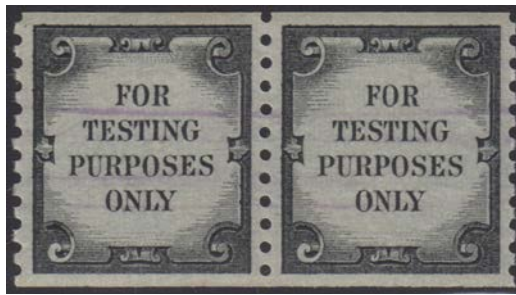
One 1-1/2 mm violet line and one 3 mm irregular printed violet line with a 8-1/2 mm space between lines.



#### **TD107b-VIO-3a**

Three 1/2 mm violet lines with a 4 mm space between lines.

*please turn to page 5 ➤*



#### **TD107b-VIO-3b**

Three 1 mm violet lines with a 4 mm space between the top two lines and 2 mm between the center and bottom lines. Very faint lines.



#### **TD107b-VIO-3c**

One 1-1/4 mm, one 1-1/2 mm and one 1-1/2 mm violet lines with a 1 mm space between the two top lines and a 1-3/4 mm space between the bottom two lines.



#### **TD107b-VIO-3d**

Three 3/4 mm violet lines with a 4 mm space between lines.

Note that on stamp #1 there is are two inverted "DL" imprints between the horizontal violet defacement lines (one between the top and middle lines, and another between the middle and bottom lines). On stamp #2 there is an inverted "DL" between the top and middle lines. There are also a pair of vertical violet lines printed where the ends of the overprint mat joined together. The length of the cancellation device that applied the violet defacement lines was approximately 3-1/8" and in longer strips you can see how the vertical lines repeat every 3.8 stamps. It is speculated that the "DL" was used deface test stamps used by the Data-link Corporation; they made stamp dispensers for sale at the post offices. Data-link Corporation may have also furnished these test stamps to the public to demonstrate how the stamp applicators worked. These TD107b-VIO-3d (and the TD107b-RED-3a FTPO "DL" test stamps shown in the previous newsletter) are from those demonstrations.

*please turn to page 6 ➤*



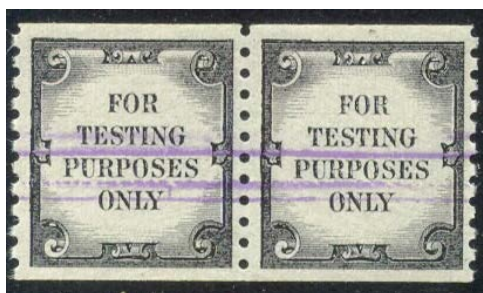
### **TD107-VIO-3e**

Two 2 mm violet lines at top with 1/2 mm space between the top two lines and one 3 mm violet line at the bottom with a 1-1/2 mm space between it and the two 2 mm lines.



### **TD107b-VIO-4a**

Four 1/2 mm violet lines. There is a 1-1/2 mm space between the first and second and between the third and fourth lines. There is a 1-1/4 mm space between the second and third lines.



### **TD107b-VIO-4b**

Four lines, each 1/2 to 1 mm wide. The space between the top two lines and between the bottom two lines is 1 mm. The space between the second and third line is 2-1/2 mm.

The lines are not clearly printed and very faint in some areas.



### **TD107b-VIO-6a**


Six violet lines all 1/2 mm wide. The space between all lines is 1 mm wide.

The lines are not clearly printed and very faint in some areas.

*please turn to page 7 ►*



Examples of FTPO coils with fake defacement lines have been offered (and continue to be offered) on eBay. In 2003 examples of several FTPO coils with suspicious defacement lines were purchased from a dealer at a stamp show by a member of the Dummy Stamps Study Group; they were then submitted to the American Philatelic Society for expertization. The coils were returned with a certificate stating that the defacement lines were fake. **Beware** of TD107b stamps with **FAKE** defacement lines.



**TD107b-BLU-FAKE** with one 5 mm blue line, **TD107b-BRN-FAKE** with one 7 mm brown line and **TD107b-RED-FAKE** with one 5 mm red line. We want to illustrate the reverse side of these to show that the ink penetrates the paper more noticeably in the perforation area due to the thinness of the ink in the felt pens used. Genuine TD107b defacement line coils do not generally have this ink soaked area.



**TD107b-SILVER-FAKE**



**TD107b-GOLD-FAKE**

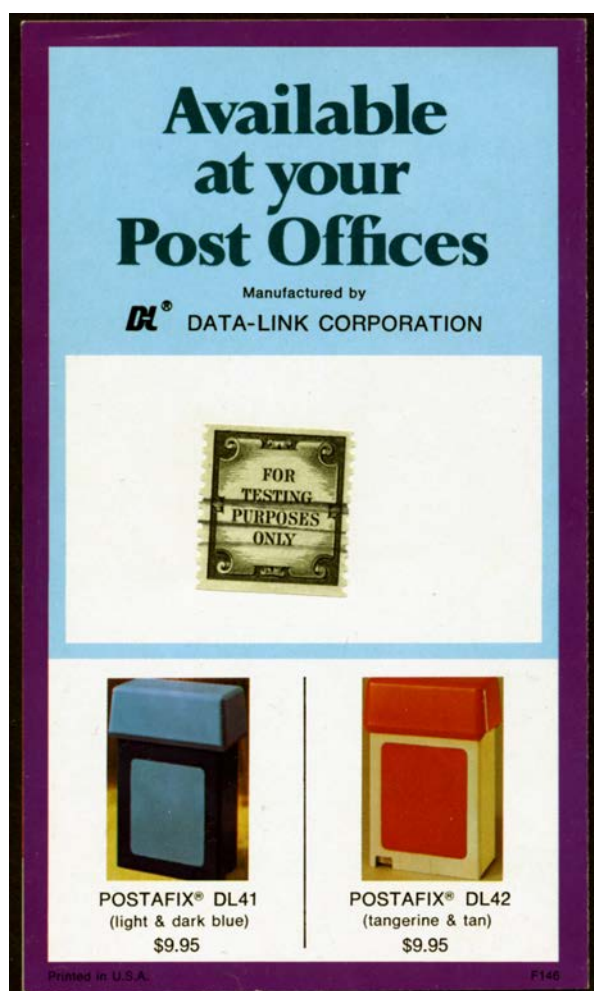

All known genuine FTPO coils with colored defacement lines were made with TD107b coils (tagged with pebbled gum). The fakes with two silver lines exist on both TD107b and the earlier TD107 (untagged with shiny gum).

*please turn to page 8 ➤*





Shown on this and the following page are a few collateral items that go nicely with a collection of the Scott TD107b FTPO coils with defacement lines. The first item shown on this page is an envelope used to demonstrate the stamp applicators. The FTPO stamps affixed appear to be examples of **TD107-BLK-6b**. The cover has the Data-link Corporation address so it may have been used internally at Data-link Corporation to test applicators.



*please turn to page 9 ➤*



Shown on the previous page is a pamphlet that was available at local post offices for patrons to have and for the clerk to demonstrate the new stamp applicators that were available from the post office. This example has a **TD107b-BLK-3a** affixed to demonstrate the stamp applicator.



Shown above is a leaflet that was also at the post offices to advertise the new stamp applicators which also has a couple examples of the **TD107b-BLK-3d** coil stamps affixed.


We welcome new discoveries of the TD107b defacement line stamps to add to our list of what we know exists. ☐

*please turn to page 10 ➤*

# Recent Auctions of Interest to Dummy Stamp Collectors

by Terry R. Scott

On May 17-19, 2018 H.R. Harmer held Sale #3019 that contained the following test stamps. There is an 18% Buyer's Premium for this sale.



Lot 1629 \*\* TD84A, 1956 "Blank" with Gum Breaker Ridges Alternating Between 5mm and 6.5mm apart, full pane of 100, NH, F-VF (Scott \$1,250.00 as 25 blocks of four) Cropped photo shown in catalog. Not sold.

On May 19-20, 2018 Rasdale Stamp Company held Sale #436 that contained the following test stamps. There is a 16% Buyer's Premium for this sale.



Lot 1098 \*\* TD108 1970 carmine test coil pair. Perfs have been clipped, centered VF. Photo. Realized \$95.00

On June 27, 2018 Vance Auctions Ltd. held Sale #331 that contained the following test stamps. There is no Buyer's Premium for this sale.

Lot 4493 \* TD107, Test stamp coils as singles, pairs, strips of 4 and Joint Line strips of 4. Incl. regular issue PLUS VARIETY showing horiz INK SMEARS. VF, NH (22 stamps) No photo. Est. \$45.00 CDN. Not sold.



Lot 4494 \* TDB92a, Self adhesive TEST BOOKLET pane of 18. VF, NH. Photo. Cat. \$250.00 USD. Not sold.


On July 25-26, 2018 Robert A. Siegel Auction Galleries, Inc. held Sale #118 that contained the following test stamps. There is an 18% Buyer's Premium for this sale.




Lot 500 \* Schermack Ty. III, Brown Test Stamp (TD14). Strip of four with sheet margin at left, small h.r. at center, pos. 1 and 3 creased along perforations, pos. 3 with thin spot, Very Fine appearance, rare, with 2016 P.F. certificate, Scott Retail as two pairs. Photo. Cat. \$700.00 Realized \$450.00.

*please turn to page 11 ➤*





Lot 501 \* **Schermack Ty. III, Blank Coil Design (TD46)**. Mint N.H. strip of four, fresh and Very Fine, the blank design is the very definition of a test stamp, with 1989 P.F. certificate issued to noted coil collector Dr. Agris, unpriced in Scott. Photo. Est. \$300.00 - \$400.00 Realized \$350.00.



Lot 502 \* **Mailometer Ty. I, Blank Coil Design (TD47)**. Mint N.H. strip of four, fresh and Very Fine, rare, with 2003 P.F. certificate. Photo. Scott Retail as singles \$700.00; Realized \$325.00.



On August 1-2, 2018 Daniel F. Kellerher Auctions, LLC held Sale #716 that contained the following test stamps. There is a 20% Buyer's Premium for this sale.



Lot 1397 \* **TD45A Test Stamp, 1910-27, blank design, perf 11 vertically (Scott TD45A)**, horizontal strip of 6, o.g., never hinged; light gum bend on left stamp, small corner crease at bottom right and couple perforations separated between second and third stamps, Very Fine appearance, *seldom available; unpriced in Scott*. Estimate \$200.00 - \$300.00. Not sold.



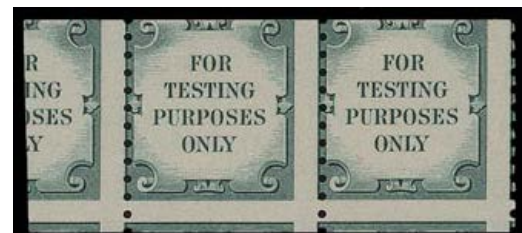
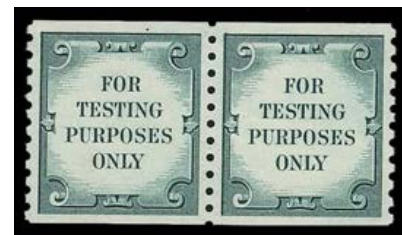
On August 09-12, 2018 Harmer-Schau Auction Galleries, Inc. held Sale #117 that contained the following test stamps. There is a 15% Buyer's Premium for this sale.




Lot 1162 \*\* **TD108 U.S., Test Stamps, 1970, B.E.P. "For Testing Purposes Only", Carmine, Tagged, Dull Gum**, (*Ed. Note - these stamps were never produced with dull gum... the pair they offered undoubtedly had no gum (as is the case with a goodly number of carmine FTPO coils)*). Pair, #TD108, n.h., trimmed perfs at right, couple of indentations around perf holes in center, well centered, Fine. Photo. Scott \$1,900.00 Realized \$431.00.

\*\*\*\*\*

Lot 1342 \*\* *U.S. Back of the Book Collections, Intact Test Stamp Collection follows.*



*please turn to page 12 ➤*



Lot 1342 \*\* **U.S. Back of the Book Collections, Intact Test Stamp Collection**, mostly n.h., mostly 1940's-1990's, few earlier, highlights incl. TD97a, TD97b, TD108 (o.g.), TD118A-F (4 sets), TD127A, TD127B, TDB3, TDB5b, TDB8, TDB36 set of 12 numbers plus one mismatched numbers, TDB43 set of 10 numbers, TDB48, a group of Foreign also incl. (*Ed. Note: Many more test stamps in this collection than shown in the listing*) Photos ex. Scott \$31,000.00+ Estimate \$8,000.00 - \$10,000.00 Not sold.




*please turn to page 13 ➤*



On August 22, 2018 Vance Auctions Ltd. held Sale #332 that contained the following test stamps. There is no Buyer's Premium for this sale.



Lot 4253 \* TDB45, Complete Dummy Test Booklet with medium sized Daffodil cover & containing 3 panes of 20 small size blank "test" stamps. (*Ed. Note: There are 2 panes of 20 small size test stamps in this booklet - not 3*) Back outside cover shows test colour bars. The inside back cover with write-up for American Garden stamps. VF, NH, block of 4 separated from one pane. Photo. Catalog \$500.00 Realized \$345.00 CDN.



Lot 4254 \* TDB92a Self adhesive TEST BOOKLET pane of 18. VF, NH. Photo. Catalog \$250.00. Not sold.


On September 13, 2018 Hunt & Co. held Sale



1805 that contained the following test stamp. There is no Buyer's Premium for this sale.

Lot 165 \*\* US - Test Stamps. Scott TD90, VF NH, 1944-49 blue black coil. Photo. M.B. \$10.00 Not sold.

*please turn to page 14 ➤*



## United States Stamp Society Publications

Steven R. Belasco, *Guide to United States Vending and Affixing Machine Perforations 1907-1927.* **\$44 members \$55 nonmembers**

George W. Brett, *The Bureau Specialist, Volumes 1-3, 1930-32.* **\$20 members \$25 nonmembers**

Harry K. Charles, Jr., *United States Savings Stamps.* **\$25 members \$28 nonmembers**

W. Wallace Cleland, *BIA Plate Number Checklist, Plates 1-20,000, Revised 1990.* **\$28 members \$40 nonmembers**

G.H. Davis, *The Transports.* **\$22 members \$28 nonmembers**

Kim Johnson, *2016 Durland Standard Plate Number Catalog.*

**Spiral-bound or Perfect-bound — \$25 members \$30 nonmembers\***  
**\*SPECIFY BINDING TYPE WHEN ORDERING**

Kim D. Johnson and John L. Larson, *BIA Plate Number Checklist, Plates 20,000-41,303, Revised 1990.* **\$26 members \$35 nonmembers**

Rodney A. Juell, Lynn R. Batdorf and Steven J. Rod, *Encyclopedia of United States Stamps and Stamp Collecting, Second Edition.* **\$35 members \$40 nonmembers**

Donald B. Littlefield and Sam Frank, *U.S. Booklets and Booklet Panes, Vol. 1—Flat Plate Regular Issues.* **\$21 members \$26 nonmembers**

Elliott Perry, *Pat Paragraphs.* **\$25 members \$30 nonmembers**

Leonard Piskiewicz, *United States Supplementary Mail.* **\$32 members \$40 nonmembers**

Roland E. Rustad, *The Prexies.* **\$24 members \$30 nonmembers**

Ralph L. Sloat, *Airmail Special Delivery Stamps of the United States.* **\$8 members \$12 nonmembers**

Make checks payable to the USSS. Postpaid in U.S.; foreign postage extra. Send orders to:  
 USSS Executive Secretary, P.O. Box 3508, Joliet, IL 60434.

# Requests for Articles for The United States Specialist

Leonard Piskiewicz, Editor of *The United States Specialist*, is always looking for articles of interest for inclusion in our society's monthly publication. The type of articles Len needs most are the shorter ones, one or two-page articles. If you are considering writing an article for *The United States Specialist*, please contact him for instructions. If the article is regarding dummy

stamps, I would appreciate knowing about it also. Many members of the DSSG have written articles on dummy stamps and other stamps for this publication. It is rewarding and other USSS members benefit greatly from the information that is published in *The United States Specialist*.

Leonard can be reached by e-mail at: [lenp@pacbell.net](mailto:lenp@pacbell.net) □

## Proposed Future DSSG Projects

### Updating Research Paper Number 3 - Dummy Stamp Booklets

Work is progressing, very much still at a snail's pace, on updating *Research Paper Number 3 - Dummy Stamp Booklets*. The last update by Earl McAfee, Dummy Booklets Study Group Chairman, was in 1998. Since then there have been many new discoveries. Many of them have been written up in articles in *The United States Specialist*. Now the time has come to document and illustrate them in a new updated version of Research Paper Number 3.

I am in charge of this update project and knowing that it will take quite a bit of time to

complete, have no estimated completion date in mind.

I will be asking all of you to join me in this project as I am not able to do it all, nor would you want me to do it all. It is a DSSG project and all members should have a chance to provide their input. Several illustrations are needed and a listing of these will be sent to you when I compile it. Scans at 300 dpi are necessary for clarity. It is anticipated that this publication will be in color. It has not yet been determined if it will be available on CD. □

## The Other Projects

There are several other projects currently being worked on by various members of the DSSG. They are as follows:

- Compiling a complete and comprehensive list of dummy test stamp roll sizes, box and roll labels. There are many different styles of labels sometimes found on the same test stamps. This is especially true of Bureau of Engraving and Printing products

- Compiling a complete and comprehensive record of auction appearances and prices realized for test stamps
- Compiling a complete and comprehensive listing of references for test stamps
- Compiling a complete and comprehensive list of plate numbers printed on test stamps and the frequency in which they appear and the frequency of joint lines on test coils when they appear. □

---

This issue and all past issues of the Dummy Stamps Study Group Newsletter - Dummy News and Views may be found at:

<http://www.usstamps.org/dssg.html>