



Dummy News and Views

the Newsletter of the United States Stamp Society - Dummy Stamps Study Group

Issue Number 61

Fall 2020



Welcome to the Dummy Stamps Study Group's Sixty First Newsletter

This newsletter is produced quarterly by the United States Stamp Society's - Dummy Stamps Study Group for your information and pleasure. We hope that the information included in this newsletter will be informative, useful and encourage your enjoyment of collecting dummy/test stamps. Our goal is to keep you up-to-date with the latest information available to our group. Questions, comments and articles proposed for publication should be directed to Terry R. Scott, Chairman of the United States Stamp Society's Dummy Stamps Study Group at terryrscott@comcast.net

New Black FOR TESTING PURPOSES ONLY Test Coil Discovered

by Terry R. Scott and Michael O. Perry

Dummy Stamps Study Group member Scott Smith recently reported a new variety of the somewhat common Bureau of Engraving & Printing's (BEP) self-adhesive FOR TESTING PURPOSES ONLY (FTPO) test coils. It is similar to the current stamp listed in the 2021 *Scott Specialized Catalogue of United States Stamps and Covers* as TD136 (TE55c) which has a vertical line between the "N" and the "L" of the word "ONLY".

The currently listed TD136 FTPO coil test stamp is printed in black over several layers of light blue ink that was applied to mask the phosphorescence of the tagged white paper the stamps were printed on. The newly discovered untagged FTPO coil stamps do not have the light blue printing since they were printed on untagged paper. We will propose to the Scott Catalogue Editors that the new discovery be assigned TD136A.

On the earlier TD136 FTPO test coils, the light blue ink applied to mask the phosphorescence has a vertical white gap in the blue printing in the gutter between every 21st stamp. This gap was where the ends of the offset plates were joined together. There are no plate numbers on either the new "white" TD136A stamps or the earlier "blue" TD136 test coil stamps.

On some rolls of TD136 test coils, there is a four digit counting number on the reverse side of

every 20th stamp. In the coil roll of these newly reported TD136A test coils, the four digit counting number is inverted in relation to the stamp design on the front. It appears that the newly reported TD136A FTPO test coils discovered by Scott Smith were from a coil roll of 10,000 stamps because the counting numbers seen on the reverse of these stamps are larger than 3,000.

Let's back up a bit so we can show the pathway progression from the first black self-adhesive FTPO test coils with the light blue appearance (TD126), to the newly discovered TD136A black For Testing Purposes Only test coils that lack the light blue overall background.

All of the black FTPO test coils mentioned in this article (TD126, TD133, TD136 and TD136A) are self-adhesive stamps that are on backing paper taller than the stamps and that have spaces between the individual stamps.

In this issue:

New Black FOR TESTING PURPOSES ONLY Test Coil Discovered	1
Recent Auctions of Interest	11
Proposed Future DSSG Projects	19
Request For Articles For The United States Specialist	19

please turn to page 2 ➤

The first black self-adhesive FTPO test coil with the light blue printing added to mask the phosphorescence is Scott TD126 (TE55) from 1996. It has straight line vertical die-cuts between stamps with a 3mm space between stamps where the matrix has been removed. The 2 to 2½mm wide white gap in the blue printing is usually not seen on TD126 since it is narrower than the 3mm wide gutter between stamps. When the white gap in the blue printing is seen on TD126, it is along the right edge of the stamp with the plate number, or the left edge of the stamp to its right. The TD126 stamps have a four digit plate number 1111 every 21 stamps. On some rolls there is a four digit counting number on the reverse of every 20th stamp. The counting number is printed in blue. The counting number is known near the top and near the bottom of the back of the stamps. An example of a plate number strip of 5 is shown at the end of this article along with other illustrations of the stamps described in this article. Examples with the back counting number at the top and at the bottom are also illustrated.

After the TD126 black self-adhesive FTPO test coils with the straight line die-cuts were produced, the United States Postal Service requested that the BEP change to “simulated-perforations” to look more like postage stamps.

Thus, the next FTPO test coil with the light blue printing added to mask the phosphorescence is Scott TD133 (TE55). It is a self-adhesive coil stamp with 9¾ gauge vertical serpentine die-cuts between stamps with a 2mm space between perforation tips on the stamps where the matrix has been removed. The TD133 coils originally had a four digit plate number 1111 every 21 stamps. On some rolls there is four digit counting number on the reverse of every 20th stamp. The counting number is printed in blue. Examples are known with the counting number upright or inverted in relation to the stamp design. On some of the plate number strips, a white gap in the blue printing can be seen on the perforation tips of the right edge of the stamp with the plate number and/or the left edge of the stamp to the right of it. Some coil rolls of TD133 were found without the 4-digit plate numbers. However, the location of where the plate number should have been can be determined by the white gap in the blue printing

which is located to the right of the stamp where the plate numbers were found on the earlier TD133 coil rolls.

In a letter from the BEP dated March 6, 2002 it was explained that when the black self-adhesive FTPO coils were produced, the original “conventional film” that was used to make these coils came with “master marks” (also known as plate numbers) already on them. It was determined that it was not necessary to remove the marks, even though they served no practical purpose for the coils. Around 1997, the BEP Photolitho Section started using the “digital direct to film and direct to cylinder” technique. The “digital direct film” did not have master marks (plate numbers) stripped into them for reproduction on the test coils; therefore, some TD133 coil rolls do not have plate numbers.

The TD136 (TE55c) black self-adhesive FTPO test coil with a light blue background is next. It is the first example that has a vertical line on each stamp between the “N” and “L” of the word “ON|LY”. There are no plate numbers on TD136. Where the plate number stamp would typically have been located, there is a stamp with the white gap in the blue printing on the perforation tips of the right edge of the stamp, and also on the left edge of the stamp to the right of it. TD136 stamps with the white gap in the blue printing appear every 21 stamps. On some rolls there is a four digit counting number on the reverse of every 20th stamp. The counting number is printed in blue.

In addition to the “normal” TD136 stamps, there is an example that has a constant plate flaw that is shown at the end of this article along with other illustrations of the stamps described in this article. The constant plate flaw is on the left vertical edge of the stamp to the right of where the white gap in the blue printing is found. It is the stamp with the white gap in the blue printing on the perforation tips on the left edge. The plate flaw appears to be some sort of plate defect that prevented the black ink from adhering in that area of the offset printing plate. The stamps that have the plate flaw on every 21st stamp are probably found on just one of the 18 horizontal rows of

please turn to page 3 ➤

stamps on the offset plate. On the examples we have seen of the TD136 with the constant plate flaw, there is a four digit inverted counting number on the back of every 20th stamp printed in blue.

Now we come to the newly discovered black self-adhesive FTPO coils, proposed Scott number TD136A. It is the second example that has a vertical line on each stamp between the “N” and “L” of “ON|LY”. TD136A was printed on untagged self-adhesive paper and thus did not require the multiple layers of light blue ink used on TD126, TD133 and TD136. Like the TD136 black self-adhesive FTPO test coils, it also lacks plate numbers. Since the new TD136A lacks the light blue ink, we will propose the illustration be numbered TE55e in the Scott catalogue listing.

A new discovery of a plate variety, also found by Scott Smith, appears on both the previously reported TD136 black self-adhesive FTPO test coils as well as on the newly reported TD136A black self-adhesive FTPO test coils. He pointed out that the vertical line between the “N” and “L” of “ON|LY” is typically 3¼ mm in length. Scott observed that on one stamp, the vertical line between the “N” and “L” of “ON|LY” is 3¾ mm in length. It turns out this is the stamp that the plate numbers would have been on if the BEP hadn’t decided against printing them.

In addition, Scott noticed that, on the “light blue” TD136 coils, the stamp with the white gap in the blue printing at the left edge also has a vertical line between the “N” and “L” of “ON|LY” that is broken at the bottom of the line. This broken line is also found on the new ‘white’ TD136A coils.

Thus, even though there is no white gap in the blue printing on TD136A coils, it is possible to use the above two plate varieties to identify the stamp where the plate numbers would have been found if the BEP had printed them.

While not directly relevant to this discussion about FTPO self-adhesive coils, there is a fifth stamp (TD133A) that might cause some confusion. TD133A has no spaces between stamps while the four coils this article focuses on all have spaces between individual stamps.

TD133A was only produced in coils of 100 with a four digit plate number (1111) every 24 stamps. TD133A comes closest to looking like TD133 (same design and perforation). However, TD133A was printed on untagged white self-adhesive paper whereas TD133 has a blue background added to mask phosphorescence tagging on its paper. If the BEP had used untagged paper to produce TD133, they wouldn’t have needed to apply the blue background; in that case, individual TD133 and TD133A stamps would appear to be identical once they were removed from their backing paper.

At first glance, individual TD133A stamps resemble the newly discovered TD136A stamps. Both are printed on untagged white paper and both have 9¾ gauge vertical serpentine die-cutting, but TD136A has a vertical line between the “N” and “L” of “ON|LY”.

It should be noted that individual TD133A FTPO stamps from coil rolls of 100 cannot be mistaken for any of these four coil stamps since TD133A coil stamps do not have the light blue background printing, and they don’t have a vertical line between the “N” and “L” of “ON|LY”.

Besides, as long as these stamps are saved in coil strips with the original liner paper, there is no chance they can be confused since TD133A had no spaces between stamps.

TD127 (produced by Avery Dennison), TD137 (produced by Sennet Security Products), and TD140 (produced by Avery Dennison) are self-adhesive FTPO coils with spaces between stamps that resemble the four BEP coils described in the article; however, they have slightly different designs and have different die cut gauges.

Additional information on how to identify all the Scott listed FTPO white self-adhesive coils can be found in Dummy News & Views, Issue #34, Winter 2013-14. <https://d2oe0cpl1210xr.cloudfront.net/wp-content/uploads/2015/05/dssg-newsletter-34.pdf>

Examples of all of these test stamps mentioned in the article are shown on the following pages. Some will be greatly enlarged so the details mentioned in this article can easily be seen.

please turn to page 4 ➤



TD126 (TE55) black Self-adhesive strip of 5 with Pl# 1111 under center stamp.



The back of the TD126 black Self-adhesive strip of 5 shown above with the blue Counting #2000 at the top on the back of the Pl# stamp.



Label from a roll of 3,000 TD126 black Self-adhesive FTPO test coils. The label measures 3" x 2".



TD133 (TE55) black Self-adhesive strip of 5 with Pl# 1111 under the center stamp.

please turn to page 5 ➤



The back of the TD133 black Self-adhesive strip of 5 shown on the bottom of the previous page with the blue Counting #1720 at the bottom on the back of the Pl# stamp.

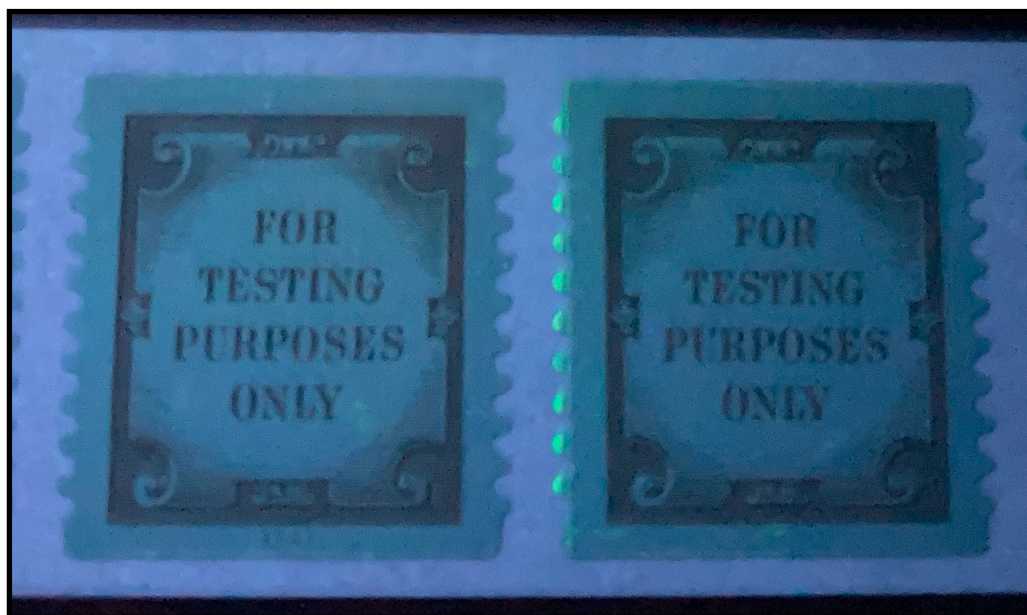


TD133 (TE55) black Self-adhesive strip of 5 with white gap on the right of the Pl# stamp.



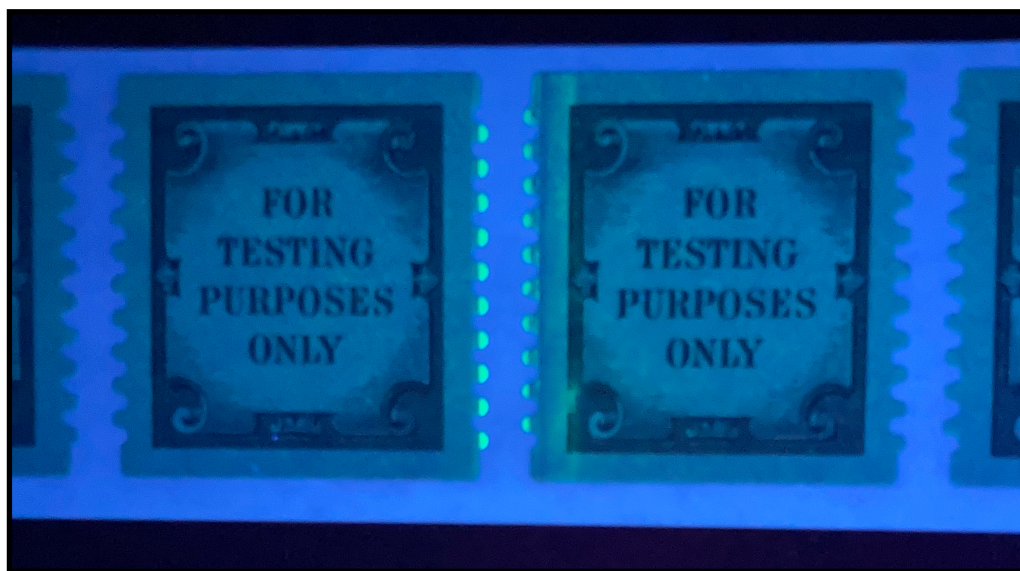
The back of the TD133 black Self-adhesive strip of 5 shown above with white gap on the right of the Pl# stamp with blue Counting #2500 at the top.

TD133 (TE55) black Self-adhesive pair with white gap shown under shortwave UV light where the light blue ink did not cover the paper's phosphorescence. The stamp at the left has Pl# 1111 at the bottom.

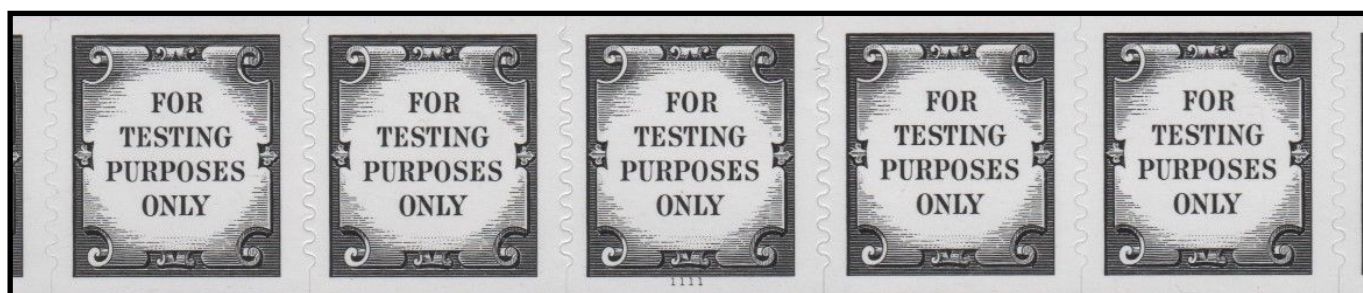


please turn to page 6 ➤

TD133 (TE55) black Self-adhesive pair with white gap shown under shortwave UV light where the light blue ink did not cover the paper's phosphorescence. The stamp at the left is the stamp where the Pl# would normally be at the bottom. There are no Pl#'s on this coil roll.



Label from a roll of 3,000 TD133 black Self-adhesive FTPO test coils. The label measures 3½" in diameter. Note the bottom line of print where the word "Manufactured" is abbreviated erroneously as "MGF."



TD133A (TE55) black Self-adhesive strip of 5 with Pl# 1111 under the center stamp. This strip from a 100-stamp coil roll shows that there are no gaps between the stamps as there are on the TD126, TD133, TD136 and TD136A black Self-adhesive coil stamps.

please turn to page 7 ➤



Label from a box that held 20 - 3,000 stamp rolls of TD133. It measures 4" x 6".




TD136 (TE55c) strip of 5 with center stamp where Pl# would normally be.
Stamp to the right shows white gap on left perforations.

please turn to page 8 ➤



The back of the TD136 black Self-adhesive strip of 5 shown on the previous page with white gap on the right of the Pl# stamp with inverted blue Counting #0420 at the top.



Label from a roll of 3,000 TD136 black Self-adhesive FTPO test coils. The label measures 3½" in diameter. Note the line of print where the words "SELF ADHESIVE STAMPS" are spelled erroneously as "SEF ADHEISIVE STAMPS".



please turn to page 9 ➤

The TD136 (TE55c) pair shown at the bottom of the previous page also shows that on the left stamp (the stamp where the Pl# would normally be) the vertical line between the “N” and “L” of “ON|LY” is longer than on any of the other 20 stamps in a complete strip of 21 stamps. The “normal” length of the vertical line is $3\frac{1}{4}$ mm and the one on the left stamp is $3\frac{3}{4}$ mm. The stamp on the right of the pair shows the constant variety that has the vertical line broken at the bottom as shown below.



The TD136 (TE55c) single shown above, greatly enlarged, shows a constant plate variety that occurs on both TD136 and TD136A stamps from this same position. The position of this stamp is the first stamp on the plate to the right of the stamp that would normally have the Pl#. It shows the vertical line that is broken near the bottom. Note the white gap at the left of this stamp indicates it is from the position where the plates meet.


please turn to page 10 ➤



The TD136 (TE55c) pair shown above shows a constant plate flaw that occurs on one of the 18 horizontal rows of coils. It is visible at the center of the left side of the right stamp. It is the first stamp on the plate as it is to the right of the stamp that would normally have the Pl#. Note the white gap at the left of this stamp indicates it is from the position where the plates meet.



Shown above is a strip of 5 of the newly discovered TD136A (T55e) black Self-adhesive For Testing Purposes Only coils test stamps that do not have the light blue ink applied since the paper was untagged. On this strip of 5, the center stamp is where the Pl# stamp would be located and it also has the longer vertical line between the “N” and “L” of “ON|LY”.



Shown above is a strip of 5 of the newly discovered TD136A black Self-adhesive For Testing Purposes Only coils test stamps with an inverted blue Counting #5380 at the top.

please turn to page 11 ➤



Shown above is a strip of 3 cropped from the TD136A (TE55e) strip of 5 shown on the previous page, of the newly discovered TD136A black Self-adhesive For Testing Purposes Only coils test stamps that do not have the light blue ink applied since the paper was untagged. On this strip of 3, the center stamp is where the Pl# stamp would be located and it also has the longer vertical line between the “N” and “L” of “ON|LY”. This strip of 3 shows the longer vertical line between the “N” and “L” of “ON|LY” on the center stamp and also the broken vertical line between the “N” and “L” of “ON|LY” on the right stamp. There are 2 very thin red horizontal lines across the strip of 3 stamps to help show the center stamp’s vertical line that extends ½ mm above the top of the top red line.



Recent Auctions of Interest to Dummy Stamp Collectors

by Terry R. Scott

On October 4, 2020 Michael Rogers held Online Sale #5120 that contained the following test stamps. There is a 20% Buyer's Premium for this sale.



Lot 3634 ** **Test Stamp, 1911-13, Extensive Mfg. Co. coil, perf 10¼ vertically (Scott TD40)**, strip of 4, o.g., never hinged with light foreign offset; 2nd stamp with a small scuff, otherwise Very Fine. Photo. Scott \$150.00. Realization not reported.



On October 14, 2020 Downeast Stamps, held Sale #329 that contained the following test stamps. There is a 12% Buyer's Premium for this sale.

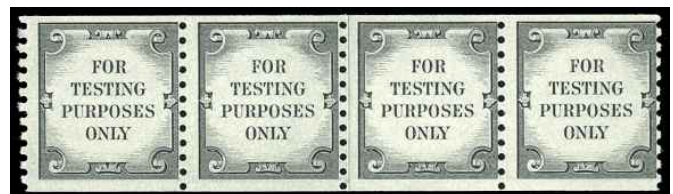


Lot 892 ** TD107 TD107, Test Stamp, black, horizontal coil strip/3, with an extra vertical row of blind perfs near left side of each stamp, OG NH, Photo. Est. \$35.00 Not sold.

(Ed Note. My opinion is that this strip shows the “gripper” marks that the coil vending machine has to make sure the stamps roll out.



On October 14, 2020 Eastern Auctions Ltd. held Worldwide Internet/Mail Sale #307 that contained the following test stamps. There is an 18% Buyer's Premium for this sale. Realization not reported.




please turn to page 12 ➤

Lot 2189 ** (TD107) USA TEST STAMPS - "For Testing Purposes Only" coil strips (3 strips of 4, one strip of 3 and one coil pair) One strip of 4 is a line pair and one strip of 4 has horizontal purple lines. F-VF pebble gum, NH. Photo Ex. Estimate \$125.00. Realization not reported.




On October 15, 2020.10.15 Vance Auctions Ltd. held Sale #346 that contained the following test stamps. There is no Buyer's Premium for this sale.




Lot 4360 * TD95, Test Coil Pair with MAJOR MISPERF. VF, NH. Photo. Est. \$40.00. Not sold.



On October 28-30, 2020 Daniel F. Kelleher Auctions, LLC held Sale #745 that included the following test stamps. Many of these lots are part of the William S. Langs estate holdings. There is a 20% Buyer's Premium for this sale.




Lot 1781 ** TD10  Test Stamp, 1907, B.E.P., blank (Scott TD10), block of 10, o.g., never hinged, paper fresh with double-line watermark, Very Fine. Photo. Scott \$750.00. Realized \$350.00.



Lot 1784 (*) TD19 Test Stamp, 1910, B.E.P. (numerals & Hamilton design, engraved), red,

imperf (Scott TD19), pair, unused without gum, exquisite pair plus bottom third of two stamps above; mounted on annotated card signed George Sloane (of *Columns* fame), Extremely Fine, Scott prices a block of four at \$600.00. Photo. Scott 250.00. Realized \$450.00.



Lot 1785 (*)  TD19 Test Stamp, 1910, B.E.P. (numerals & Hamilton design, engraved), red, **imperf (Scott TD19)**, unused without gum, magnificent right margin block, the top row only partly printed, middle and lower rows fully impressed but bottom row cut into; vertical fold through central column, otherwise Extremely Fine, a scarce and impressive multiple. Photo. Scott \$1,125.00 as singles. Realized \$400.00.



Lot 1786 **/* TD23 Test Stamp, 1914, B.E.P. (numerals & Hamilton design, litho.) coil, deep red, perf 10½ horizontally (Scott TD23), pair, strong color and detail on bright paper; few facial scuffs; top stamp never hinged, bottom stamp with slight gum disturbance, Fine to Very Fine, not often encountered. Photo. Scott 800.00. Realized \$275.00.

please turn to page 13 ➤




Lot 1787 (*) TD29 **Test Stamp, 1910, B.E.P. Harris Offset Press (text reversed) (Scott TD29)**, horizontal pair, unused without gum, an exquisite pair with bold color, clear impression and perfectly balanced oversized margins, Extremely Fine, a word to the wise: bid high, with 2013 P.F. certificate. Brazer 385aE-Bb. Photo. Scott \$1,300.00. Realized \$650.00.




Lot 1788 BK ** TDB3 **Test Stamp, 1940, 37¢ violet on buff (Scott TDB3)**, complete unexploded booklet, o.g., never hinged, "stamps" framed rectangles in violet; booklet crisp and clean with original staples, "Postal Savings System" text on reverse, Very Fine. Photo. Scott \$600.00. Realized \$275.00




Lot 1789 ** TD91 - TD93 **Test Stamp, 1944-49, Multipost mailMaster Commercial Controls coils, violet and red (Scott TD91-TD93)**, strips of 4, comprising "Commercial Controls" in violet and red, plus "Friden" in red, o.g., never hinged, each fresh and sound, Fine to Very Fine or better, the "Friden" strip rare. Photo. Scott \$245.00 as pairs. Realized \$160.00.




Lot 1790 **  **Test Stamp, 1954, B.E.P. framed rectangle design, carmine, imperf (Scott TD94A)**, block of 4, o.g., never hinged, Post Office fresh with center line (not noted in Scott) (Ed. Note: This is TD97a), Very Fine. Photo. Scott \$450.00+ Realized \$400.00.



please turn to page 14 ➤



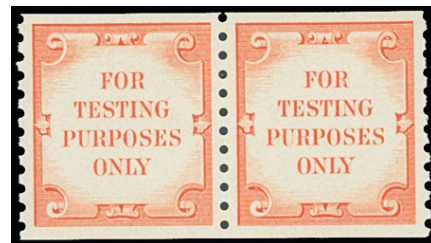
Lot 1791 **  Test Stamp, 1954, Nebraska Territorial Centennial Experimental (Scott TD99-TD101), blocks of 4, comprising #TD99, TD99a, TD100 and TD101a; all fresh, bright and large-margined; #TD100 never hinged, others without gum, Very Fine+, neat quartet. Photos. Scott \$1,680.00. Realized \$425.00.



Lot 1792 BK * TDB13 Test Stamp, 1967-68, \$2 brown (Scott TDB13), complete unexploded booklet, cover with violet straight line "DUMMY" handstamp and original staples; ink stains in various colors top and bottom, otherwise Very Fine. Photo. Scott \$200.00. Realized \$110.00.



Lot 1793 ** TD108 Test Stamp, 1970, B.E.P. "For Testing Purposes Only", carmine, untagged, dull gum (Scott TD108), pair, o.g., never hinged, Post Office fresh with warm color and fresh paper, Fine to Very Fine, with 2010 P.S.A.G. certificate. Photo. Scott \$1,700.00. Realized \$800.00. (Ed. Note. TD108 has shiny gum)



Lot 1794 ** TD110 Test Stamp, 1975, B.E.P. "For Testing Purposes Only", orange on gray, tagged (Scott TD110), pair, o.g., never hinged, Post Office fresh and pristine, Very Fine+. Photo. Scott \$2,000.00. Realized \$1,100.00.



please turn to page 15 ➤

LOT 1795 BK ** **Test Stamp, ca. 1990s (?)**, **Avery Dennison test pane**, booklet pane of 10, self-adhesive with top selvage, "stamps" imperforate; staple holes through top pair of stamps, otherwise Very Fine, *only three known*. Photo. Est. \$350.00 - \$500.00. Realized \$650.00.




Lot 1796 (*) 3023a **Test Stamp, 1995, Antique Automobiles, test pane (Scott 3023a)**, without gum as issued, on heavy stock (Ed. Note: This is most likely the self-adhesive version), printed as the issued stamps; folded through middle of third stamp, otherwise Extremely Fine, an uncommon modern test, *only five strips known*. Photo. Est. 350.00 - \$500.00. Realized \$900.00.



On October 10-11, 2020 Cherrystone Auctions held Sale #1120 that contained the following test stamps. There is a 15% Buyer's Premium for this sale.



Lot 2285 TDB8/TDB32 1959-85 test booklets, selection of 11 (eight different), overprinted or handstamped "Dummy", some with blank panes, fine-v.f., scarce group, Photo. Cat. \$980.00. Realized \$240.00.

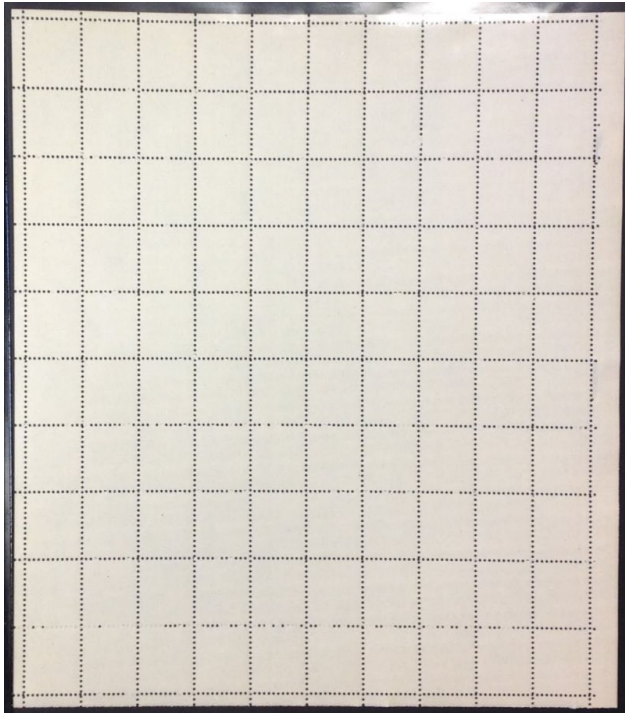
Lot 2292 **  TD130F 1993 Test Stamp, unissued design (George Clinton) in blue gray inscribed "Experimental USA 00", sheet of 100, n.h., some minor creases, mostly v.f., Photo. Cat. \$15,000.00. Realized \$2,400.00. (See the illustration at the top of the left column on Page 16)

please turn to page 16 ➤



Lot 2292 ** TD130F George Clinton sheet of 100

On October 17-19, 2020 Dutch Country Auctions / The Stamp Center held Sale #331 that contained the following test stamps. There is a 15% Buyer's Premium for this sale.



Lot 497 ** 田 VF Full pane of (100), full OG w/ some cloudy spots, couple shallow thins in selvage, copy of PF Cert for another pane from same pad. Photo. Cat. \$1,000.00. Realized \$200.00.

On December 2, 2020 Vance Auctions Ltd. held Sale #347 that contained the following test stamps. There is no Buyer's Premium for this sale.




Lot 4311 ** TDB92a, Self adhesive TEST Booklet Pane of 18. VF, NH. Photo. Cat \$250.00. Not sold.

On December 8-10, 2020 Daniel F. Kelleher Auctions, LLC held Sale #750 that included the following test stamps. Many of these lots are part of the William S. Langs estate holdings. There is a 20% Buyer's Premium for this sale.

please turn to page 17 ➤



Lot 3187 E 1995, **Antique Cars, test essay (Scott 3019-3023)**, o.g., never hinged, imperforate strip of five with text lighter and in different locations from issued stamps; fresh and clean; light wrinkle in bottom "selvage", Very Fine, issued stamps included for comparison; unlisted in Scott, *only five exist*. Photo. Estimate \$750.00 - \$1,000.00. Realized \$750.00. (Ed. Note: *This strip most likely had water-activated gum*)



Lot 3673 ★★ **Test Stamp, 1907, B.E.P., blank (Scott TD10)**, irregular block of 11, o.g., never hinged, fresh with the watermark showing through clearly; light crease or two along straight edge row (column?) of three, still Very Fine, an uncommon find. Photo. Scott \$825.00. Realized \$325.00.



Lot 3674 (★) **Test Stamp, 1910, B.E.P. (numerals & Hamilton design, engraved), red, imperf (Scott TD19)**, vertical block of 6, without gum as issued, lovely multiple, two full examples of the stamp plus two partially printed and two slightly truncated; various printing/plate flaws as normal with this Test, Very Fine, an interesting piece not often encountered. Photo. Scott approximately \$850.00. Realized \$1,300.00.


Lot 3675 (★) **Test Stamp, 1912, Bruckmann A.G. (Washington design), brown (Scott TD51)**, leader strip of 6, without gum as issued, apparently printed just as the press started rolling, with the richest color you'll ever find; paper fresh with full to large margins; a few light bends, Very Fine to Extremely Fine, *a rare coil test strip*. Photo. Scott \$600.00 as 3 pairs. Realized \$375.00. *See illustration at the top of Page 18.*

please turn to page 18 ➤



(Ed. Note: This is not a horizontal coil strip of 6 with a leader strip! The TD51 stamps were vertical coils printed on a plate that was six stamps wide.)


hinged, immaculate with radiant color and spot-on perfect centering, Extremely Fine to Superb, uncommon, especially this nice. Photo. Scott \$2,550.00 as single plus pair. Realized \$550.00. (Ed. Note: TD108 has shiny gum.)



Lot 3676 ★★ **Test Stamp, 1954, B.E.P. framed rectangle design, carmine, imperf (Scott TD94A)**, block of 4, o.g., never hinged, Post Office fresh with balanced margins all around, Very Fine. Photo. Scott \$450.00. Realized \$250.00.




Lot 3679 ★ **Test Stamp, 1975, B.E.P. "For Testing Purposes Only"**, orange on gray, tagged (Scott TD110), pair, Post Office fresh and perfect, Very Fine. Photo. Scott \$2,000.00. Realized \$950.00.



Lot 3680 BK ★★ **Test Stamp, 1988, Jack London booklet (Scott TDB36)**, complete booklet, number 4 at lower left stamp of each booklet pane, o.g., never hinged, extremely rare, Very Fine. Photo. Scott \$350.00. Realized \$275.00.




Lot 3677 ★★ **Test Stamp, 1970, B.E.P. "For Testing Purposes Only"**, carmine, tagged, glossy gum (Scott TD108), pair, o.g., never hinged, fresh mint, Very Fine. Photo. Scott \$1,600.00. Realized \$750.00.



Lot 3681 BK ★★ **Test Stamp, 1990's, Daffodil (Scott TDB43b)**, complete booklet, number 2 on front cover, o.g., never hinged, extremely rare, Very Fine. Photo. Scott \$400.00. Realized \$350.00.



Lot 3678 ★★ **Test Stamp, 1970, B.E.P. "For Testing Purposes Only"**, carmine, untagged, dull gum (Scott TD108), strip of 3, o.g., never



please turn to page 19 ➤

Proposed Future DSSG Projects

Dummy Booklets Guide

You may have noticed a change in the title of the project that Mike Perry and I have been working on. At the WESTPEX 2019 stamp show in San Francisco, California Mike and I met several times to discuss and to show both Roger Brody and Nick Lombardi the latest draft of a project that was previously known as the updating of *Research Paper Number 3 - Dummy Stamp Booklets*.

After several discussions, Roger decided that it would be in the best interest of the *United States Stamp Society* to make this project an actual published book. In making it a book, it was also decided that the title would be changed to *Dummy Booklets Guide*. Needless to say that Mike and I were very pleased at this decision and are working to make it the best possible publication on this interesting subject of dummy stamp books.

The last update by Earl McAfee, Dummy Booklets Study Group Chairman, was in 1998. Since then there have been many new discoveries. Many of them have been written up in articles in *The United States Specialist*. Now the time has come to document and illustrate them in a new *Dummy Booklets Guide*.

I ask all of you to join Mike Perry and myself in this project as we are not able to do it all, nor would you want us to do it all. It is a Dummy Stamps Study Group project and all members have a chance, and are greatly encouraged, to provide their input. Any information on new items or any items not listed in the previous 1998 edition of *Research Paper Number 3 - Dummy Stamp Booklets* would be appreciated. While we believe we have most everything necessary to complete this book to include currently known dummy booklets, we may be missing important information that you can provide. This publication will be in full color. □

Requests for Articles for The United States Specialist

Martin Kent Miller, the new Editor of *The United States Specialist*, is always looking for articles of interest for inclusion in our society's monthly publication. The type of articles Martin needs most are the shorter ones, one or two-page articles. If you are considering writing an article for *The United States Specialist*, please contact him for instructions. If the article is regarding dummy stamps, I would appreciate knowing

about it also. Many members of the DSSG have written articles on dummy stamps and other stamps for this publication. It is rewarding and other USSS members benefit greatly from the information that is published in *The United States Specialist*.

Martin can be reached by e-mail at: editor@usstamps.org □

The Other Projects

There are several other projects currently being worked on by various members of the DSSG. They are as follows:

- Compiling a complete and comprehensive list of dummy test stamp roll sizes, box and roll labels. There are many different styles of labels sometimes found on the same test stamps. This is especially true of Bureau of Engraving and Printing products
- Compiling a complete and comprehensive record of auction appearances and prices realized for test stamps
- Compiling a complete and comprehensive listing of references for test stamps
- Compiling a complete and comprehensive list of plate numbers printed on test stamps and the frequency in which they appear and the frequency of joint lines on test coils when they appear. □

This issue and all past issues of the Dummy Stamps Study Group Newsletter - *Dummy News and Views* may be found at:

<http://www.usstamps.org/dssg.html>